

Original Research Article

<https://doi.org/10.20546/ijcmas.2020.907.457>

## Extent of Involvement of Women in Agriculture in the Major Crops of Telangana State

Surkanti Prathibha<sup>1\*</sup>, R. Geetha Reddy<sup>1</sup>, S. L. Kameswari<sup>1</sup> and S. Suchiritha Devi<sup>2</sup>

<sup>1</sup>Department of Extension Education and Communication Management, Hyderabad, Professor Jayashankar Telangana State Agricultural University, Telangana, India

<sup>2</sup>Department of Foods and Nutrition, PG&RC, Rajendranagar, Hyderabad, Professor Jayashankar Telangana State Agricultural University, Telangana, India

\*Corresponding author

### ABSTRACT

#### Keywords

Farm women,  
Agricultural  
activities,  
Extension contact

#### Article Info

Accepted:  
22 June 2020  
Available Online:  
10 July 2020

The present study was undertaken to study the involvement of women in agricultural activities. Total sample of 120 farm women were selected through purposive random sampling method. Exploratory research design was used for the study. The study was conducted by using a structured interview schedule. The data was analyzed using frequency, percentage and mean percent score. In the study, the result revealed that majority of the respondents were belonged to middle age group (52.50%), illiterates (50.00%) with agriculture + beedi making (58.33%) as occupation, medium income group (41.67%) with small (2.5-5 acres) landholding (58.33%) with low extension contact (88.33%). Majority of the farm women were involved in sowing & transplantation (96.11%), weeding and hoeing (93.33%), picking (89.17%), harvesting (75.28%), drying (68.33%), cleaning & separation (52.50%) and winnowing & cleaning (43.33%).

### Introduction

In the developing world, women contribute heavily to agriculture, particularly in the production of household food. The FAO (United Nations Food and Agriculture Organization), IFAD (International Fund for Agricultural Development) and other international agencies estimate that women account for 70-80% of household food production in Sub-Saharan Africa, 65% in Asia and 45% in Latin America and the Caribbean.

Women play a very important role in the development of agriculture in an agrarian country like India and contribute three-fourths of the total labour required. Most of the women were involved in the time consuming, drudgery involved, and unskilled tasks such as transplantation, harvesting, and intercultural operations.

In Indian society, women have a multi-dimensional role. The largest number of women in India is engaged in farming operations either as cultivators or as

supervisors or as agricultural laborers. They are the main decision makers and participants in various agricultural operations like seed sowing, transplanting, weeding, harvesting, threshing, application of manure, storage of seeds and food grains and post-harvest home level processing. Yadav (2017)

The main objectives of this study include to study the profile characteristics of the farm women. And also to study the extent of involvement of women in agricultural activities.

## **Materials and Methods**

In the present study Exploratory research design was followed. As the investigator was studying in Telangana state so it was selected purposively. Nizamabad and Karimnagar districts were selected purposively because of the highest cropping intensity. Out of two selected districts, one mandal from each district and 2 villages from each mandal covering 30 farm women from each village, thus constituting a total sample of 120 farm women were selected for the present study. Purposive random sampling was adopted for sample selection with the criteria of involvement of women in agricultural activities of major crops such as rice, cotton, turmeric, maize etc. The data was organized, tabulated and classified using qualitative and quantitative classification and subjected to statistical tests. The statistical tools were Frequency, Percentage and Mean percent score.

## **Results and Discussion**

### **Profile characteristics of the farm women**

#### **Age**

Table 1 indicates that majority (52.50%) of the respondents belonged to middle age followed by young age (25.00%) and old age

(20.00%). The results were supported by Kumari (2018).

#### **Education**

Table 1 depicts that half of the respondents (50.00%) were belonged to illiterates followed by primary school education (14.17%), secondary school education (23.33%) and college education (12.50%).

The results were in accordance with the results of Verma and Singh (2019).

#### **Occupation**

It was evident from the table.1 that majority (58.33%) of respondents were belonged to agriculture + beedi making category followed by agriculture (20.83%), agriculture + agricultural labour (10.00%), agricultural labour + beedi making (6.67%) and agricultural labour (4.17%). The results were in line with the results of Bairve (2013).

#### **Annual Income**

The results in the Table.1 clearly indicated that maximum number (41.67%) of the respondents were belonged to medium annual income group followed by 35.00 per cent of the respondents were belonged to low annual income group and 23.33 % of the respondents were belonged to high annual income group. Similar results were found by Jain (2007).

#### **Landholding**

Table.1 indicated that more than half (58.33%) of the respondents had small landholding (2.5-5 acres) followed by 18.33 per cent of the respondents were had marginal land holding (Up to 2.5 acres), 12.50 per cent of the respondents had medium landholding (5-10 acres), 6.67 per cent of the respondents had large land holding (> 10 acres) and only

4.17 per cent of the respondents had no landholding. Similar results were found by Singotiya *et al.*, (2014).

**Table.1** Distribution of farm women according to their profile characteristics n= 120

S. No.	Category	Frequency	Percentage (%)
<b>1. Age</b>			
a)	Young (20-35)	33	27.50
b)	Middle (35-50)	63	52.50
c)	Old (Above 50)	24	20.00
<b>2. Education</b>			
a)	Illiterate	60	50.00
b)	Primary School	17	14.17
c)	Secondary School	28	23.33
d)	College Education	15	12.50
<b>3. Occupation</b>			
a)	Agriculture	25	20.83
b)	Agriculture + Agricultural labour	12	10.00
c)	Agriculture + Beedi making	70	58.33
d)	Agricultural labour	5	4.17
e)	Agricultural labour + Beedi making	8	6.67
<b>4. Annual Income</b>			
a)	Low (Below Rs.60,000)	42	35.00
b)	Medium (Rs.60,000-1,20,000)	50	41.67
c)	High (Above Rs.1,20,000)	28	23.33
<b>5. Landholding</b>			
a)	No land	5	4.17
b)	Marginal (Up to 2.5 acres)	22	18.33
c)	Small (2.5-5 acres)	70	58.33
d)	Medium (5-10 acres)	15	12.50
e)	Large (> 10 acres)	8	6.67
<b>6. Extension agency contact</b>			
a)	Low (0-4)	106	88.33
b)	Medium (4-8)	14	11.67
c)	High (8-12)	0	0.00

**Table.2** Distribution of farm women according to their extent of involvement in pre-sowing and sowing activities n=120

S. No.	Name of the activity	Extent of involvement	
	Pre sowing and sowing activities	MPS	Rank
1.	Land preparation	43.89	II
2.	Manuring of fields	12.22	VI
3.	Pre sowing irrigation	18.61	III
4.	Seed treatment	0.00	VIII
5.	Sowing and transplantation	96.11	I
6.	Raising vegetable nursery	15.28	V
7.	Application of basal dose of fertilizers	15.83	IV
8.	Maintenance of agriculture implements	1.67	VII

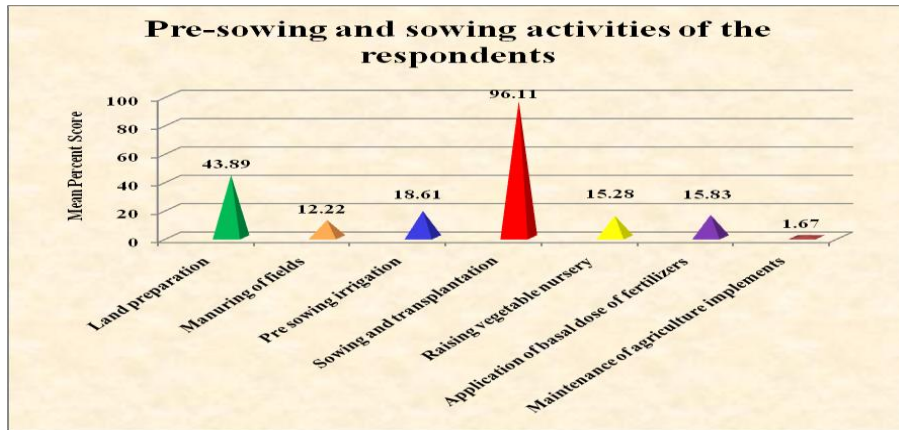
**Table.3** Distribution of respondents according to their extent of involvement in intercultural activities n=120

S. No.	Name of the activity	Extent of involvement	
	Intercultural activities	MPS	Rank
1.	Application of fertilizer	56.94	V
2.	Weeding and hoeing	93.33	I
3.	Picking	89.17	II
4.	Irrigation	25.00	VI
5.	Spraying	3.33	VII
6.	Dusting	1.11	VIII
7.	Harvesting	75.28	III
8.	Drying	68.33	IV

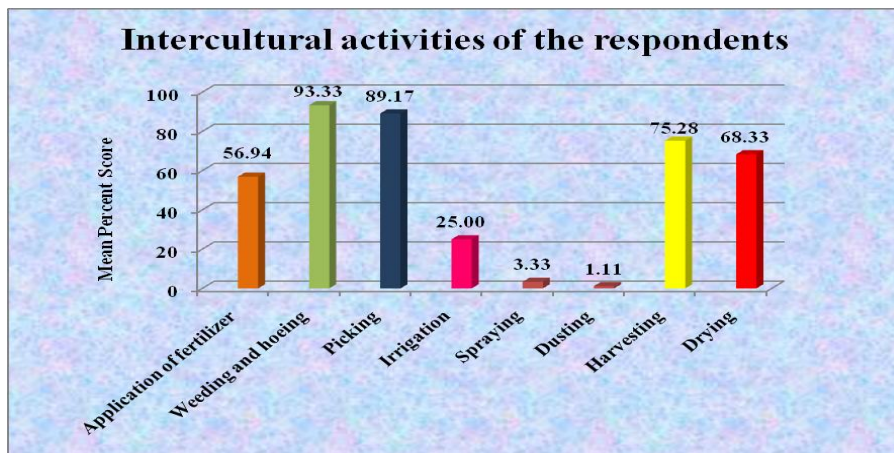
**Table.4** Distribution of respondents according to their extent of involvement in post-harvest activities n=120

S. No.	Name of the activity	Extent of involvement	
	Post-harvest activities	MPS	Rank
1.	Transportation of the produce to threshing floor	2.50	VIII
2.	Threshing	7.50	VII
3.	Winnowing and cleaning	43.33	II
4.	Weighting and bagging	23.89	V
5.	Storing and treating grain	21.11	VI
6.	Cleaning and separation	52.50	I
7.	Collection of harvested crop	39.72	III
8.	Piling up of grains	38.88	IV

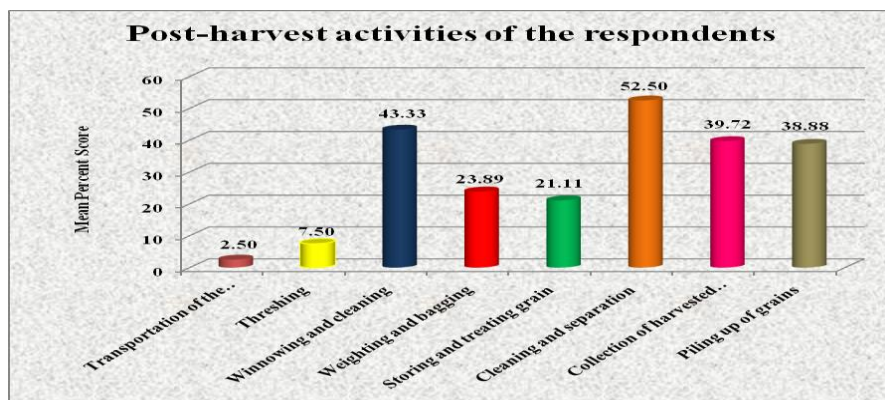
**Fig.1** Distribution of farm women according to their extent of involvement in pre-sowing and sowing activities



**Fig.2** Distribution of respondents according to their extent of involvement in intercultural activities



**Fig.3** Distribution of respondents according to their extent of involvement in post-harvest activities





### **Extension agency contact**

Table.1 showed that majority (88.33%) of the respondents had low extension agency contact followed by medium extension contact (11.67%) and none of the respondents had high extension contact. Similar results were quoted by Singotiya *et al.*, (2014).

### **Extent of involvement of women in agricultural activities**

From table.2 revealed that majority of the farm women were involved in “sowing and transplantation” (MPS 96.11) as it was perceived to the great extent by farm women. The second most important activity in which women were involved was “land preparation” (MPS 43.89), followed by “pre sowing irrigation” (MPS 18.61), “application of basal dose of fertilizers” (MPS 15.83), “raising vegetable nursery” (15.28), “manuring of fields” (12.22) and “maintenance of agricultural implements” (1.67) which were ranked third, fourth, fifth, sixth and seventh respectively (Fig.1.). Similar results were reported by Singh *et al.*, (2019) and Kumari (2018).

From table.3, it was found that majority of the farm women were involved in “wedding and hoeing” (MPS 93.33), as it was perceived to the great extent by farm women. The second most important activity in which women were involved was “picking” (MPS 89.17) followed by “harvesting” (MPS 75.28), “drying” (MPS 68.33), “application of fertilizer” (MPS 56.94), “irrigation” (MPS 25.00) which were ranked third, fourth, fifth and sixth respectively. While “spraying” (MPS 3.33) and “dusting” (MPS 1.11) were found to be less involved activities among the farm women (Fig.2.). Similar results were found by Rani (2019), Kumari (2018) and Yadav (2017).

Table.4 clearly shows that majority of the farm women were involved in “cleaning and separation” (MPS 52.50), as it was perceived to the great extent by farm women. The second most important activity in which women were involved was “Winnowing and cleaning” (MPS 43.33) followed by “Collection of harvested crop” (MPS 39.72), “Piling up of grains” (MPS 38.88), “Weighting and bagging” (MPS 23.89), “Storing and treating grain” (MPS 21.11) which were ranked third, fourth, fifth and sixth respectively. While “Threshing” (MPS 7.50) and “Transportation of the produce to threshing floor” (MPS 2.50) were found to be less involved activities among the farm women (Fig.3.). The results were supported by Dudi and Meena (2017), Jahan and Khan (2016).

In conclusion the present study concluded that the women play a significant and crucial role in agricultural activities of major crops such as rice, cotton, turmeric, maize etc. Rural women constitute the most important work force in Indian economy and majority of the agricultural operations were carried out by the farm women. From the above study, it can be concluded that majority of the respondents were belonged to middle age group (52.50%), illiterates (50.00%) with agriculture + beedi making (58.33%) as occupation, medium income group (41.67%) with small (2.5-5 acres) landholding (58.33%) with low extension contact (88.33%). In pre sowing and sowing activities, majority of the farm women were involved in sowing, transplantation and land preparation.

In intercultural activities, majority of the farm women were involved in wedding and hoeing followed by picking and drying. In post harvest activities, majority of the farm women were involved in cleaning and separation followed by winnowing and cleaning and collection of harvested crop.

## References

- Bhairve, V. 2013. A study on Women's participation and Decision making pattern in Agriculture activities in Sehore district of Madhya Pradesh. M.Sc. Thesis. Jawaharlal Nehru Krishi Vishwa Vidyalaya, College of Agriculture, Jabalpur (M.P.).
- Dudi, A. and Meena, M.L. 2017. Participation and decision making pattern of farm women in agriculture. *Asian Journal of Home Science*. 12 (1): 109-113
- Jahan, N and Khan, N. 2016. To study the participation of farm women in various agriculture and allied activities. *International Journal of Home Science*. 2(2): 180- 186.
- Jain, S. 2007. A study on Participation of Farm women in Agriculture and Decision making in Jhabua District of Madhya Pradesh. M.Sc. Thesis. Jawaharlal Nehru Krishi Vishwa Vidyalaya. Jabalpur.
- Kumari, A.R. 2018. Role of farm women in agriculture and their involvement in decision making - A study in Deoria district of Uttar Pradesh. *Journal of Pharmacognosy and Phytochemistry*. SP1: 1249-1253.
- Rani, P. 2019. Female agricultural workers in Haryana: A study of Karnal district. *International Journal of Research and Analytical Reviews*. 6 (1).
- Singh, P., Dubey, S.K and Pandey, S. 2019. Occupational Health Hazard among Farm Women in Kannauj district of Uttar Pradesh. *Journal of Community Mobilization and Sustainable Development*. 14(1): 5-10.
- Singotiya, P., Khare, N.K and Agrawal, S. 2014. Role of tribal farm women in decision making towards agricultural operations. *Advance Research Journal of Social Science*. 5(2): 242-244.
- Verma, R and Singh, V. 2019. Health Problems Faced by Farm Women during Weeding Activity. *Indian Journal of Ecology*.
- Yadav, S. 2017. Role of rural women in Agricultural activities in Jaipur district of Rajasthan. M.Sc. Thesis. S.K.N Agriculture University, Jobner.

### How to cite this article:

Surkanti Prathibha, R. Geetha Reddy, S. L. Kameswari and Suchiritha Devi, S. 2020. Extent of Involvement of Women in Agriculture in the Major Crops of Telangana State. *Int.J.Curr.Microbiol.App.Sci*. 9(07): 3903-3909. doi: <https://doi.org/10.20546/ijcmas.2020.907.457>