

Original Research Article

<https://doi.org/10.20546/ijcmas.2020.904.376>**Nutritional Value of Lemnaceae Macrophytes**

D.A. Mirzaeva¹, K.S. Maksumkhodjaeva¹, N.A. Khujamshukurov¹, Sh.Q. Gazieva¹,
X.O. Abdullaev¹, Sh.X. Iskhakova¹ and D.Kh. Kuchkarova^{2*}

¹Tashkent Chemical-Technological Institute, ²Tashkent Architectural-Civil Engineering
Institute, Uzbekistan

*Corresponding author

A B S T R A C T**Keywords**

Lemnaceae, Lemna,
Lemna minor,
Lemna gibba, Feed,
Fish feed, Protein,
Amino acid

Article Info

Accepted:
28 March 2020
Available Online:
10 April 2020

In this article, the separation of dry mass from the wet biomass of *Lemna minor* and *Lemna gibba*, the dry mass and the preservation of protein and the amount of amino acids in it were investigated. In particular, it was determined that *Lemna minor* forms an average of 5.21% dry weight, *Lemna gibba* an average of 6.03%. It was noted that grown 1 m² of *Lemna minor* forms an average of 1,429.83 g, 274.53 g is obtained from it, *Lemna gibba* forms an average of 1628.00 g, 268.91 g is obtained from it. Having examined the composition of the dry mass, it was noted that, *Lemna minor* synthesizes - 16.10%, *Lemna gibba* synthesizes 15.02% of the protein. Essential amino acids in the purified duckweed protein have been investigated. Here, in the composition of purified proteins obtained from *Lemna minor*, threonine is 5.03; valine - 7.59; methionine - 0.39; isoleucine -5.83; leucine - 10.16; tyrosine - 2.73; phenylalanine 6.21 and lysine 6.13 mg/100 mg, in the composition of purified proteins obtained from *Lemna gibba* threonine 4.75; valine - 7.36; methionine - 1.23; isoleucine -5.74; leucine - 10.61; tyrosine - 4.32; phenylalanine 6.60 and lysine 6.13 mg/100 mg. Therefore, to determine the true nutritional value, it is necessary to isolate pure protein from the dry mass and to study the composition of the amino acid in the protein.

Introduction

Macrophytes belonging to the *Lemnaceae* family stand out for their importance in various industries. Including, in the production of food products it is an effective resource used for the treatment of wastewater and chemically damaged waters from heavy metals and pesticides (Mkandawire *et al.*, 2007; Radić *et al.*, 2011, 2014). Based on macrophytes belonging to the *Lemnaceae* family, industrial production was widely

established, one of the main is duckweed flour, ingredients rich in fatty acids, various feed additives for poultry, protein feed for fish (Haustein *et al.*, 1994; Bairagi *et al.*, 2002). It is noted that flour made on the basis of macrophytes of the genus *Lemna* contains 35-45% of crude protein and 7-10% of fiber (Olorunfemi *et al.*, 2006; Hasan and Chakrabarti, 2009; Rojas *et al.*, 2014). Pabel Inc. (Melbourne, FL) introduced the production of LPC (*Lemna* Protein Concentrate) based on a new technology for

the extraction of crude protein and essential amino acids based on *Lemna* species, which is characterized by the retention of about 68% of crude protein in LPC (Rojas *et al.*, 2014).

Annual production figures based on *Lemnasp* are also reflected in scientific sources. In particular, production capacity was noted, 60-145 t/ha/year in Thailand-Vietnam (Landolt and Kandeler, 1987), 36-51 t/ha/year in Israel (Leng *et al.*, 1995), 7-8 t/ha/year in Russia (FAO, 2001), 7-15 t/ha/year in Uzbekistan (FAO, 2001), 22-34 t/ha/year in Germany (Mkandawire and Dudel, 2005), 30-70 t/ha/year in India (Leng *et al.*, 1995), 30 t/ha/year in Egypt (Landolt and Kandeler, 1987) and 57-185 t/ha/year in various regions of the USA (FAO, 2001).

Now it is clear that these numbers have increased several hundred times. In particular, the weather in Uzbekistan is favorable, the number of sunny days is almost 308 days, it is possible to continue the growth of macrophytes from March to November (Khujamshukurov *et al.*, 2016). Thus, on the basis of our scientific studies, it was proved that in the conditions of Uzbekistan it is possible to obtain 154 t/ha/year of wet biomass or 27.34 tons of dry weight. It is known that from the composition of any object, that is, the indicator of obtaining dry biomass from wet biomass is very important in the production environment (Khujamshukurov, 2011). From various scientific sources, dry mass formation in *Lemna*-based products varies from 3.5% (Landesman, 2000), 4.9% (Goopy *et al.*, 2003), 5.1% (Rusoff *et al.*, 1980; (FAO, 2001).

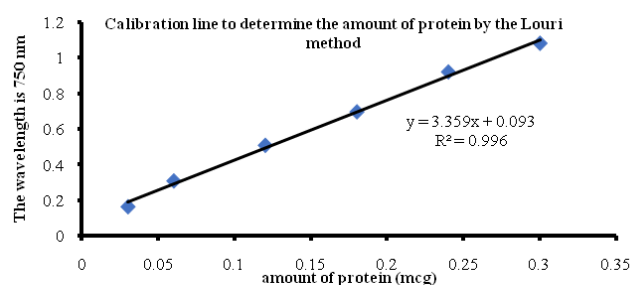
This leads to the appearance of various indicators of the amount of protein in the products based on the calculation of obtaining dry mass from wet biomass.

Therefore, in this work, macrophytes of the *Lemnaceae* family were identified as *Lemna minor* and *Lemna gibba* for the formation of wet biomass, yield of dry mass, protein formation, and analysis of amino acid composition.

Materials and Methods

Objects of study: types of microphytes *Lemna minor* and *Lemna gibba* were used, isolated from different regions of Uzbekistan, and stored, grown in the scientific laboratory "Biotechnology" of the Tashkent Institute of Chemical Technology. Growing conditions: water temperature 20°C. The duration of cultivation of all samples was 7 days. Culture medium is a standard organic medium. Method R. Scoups (1985) was used in protein purification. During protein separation, the dry mass of duckweed was crushed and neutralized with hexane. 1.5 g of flour from both types of duckweed was obtained and sequentially extracted in 5 ml of water, 5 ml of 5M sodium chloride, 5 ml of absolute methanol and 5 ml of 0.2 M phosphate buffer (pH-8.0). Each extraction was carried out for 20 minutes. After extraction, the solutions were centrifuged for 15 min at a speed of 8000 rpm. The amount of protein in the supernatant was determined by the Lowry method.

A calibration graph was constructed using a standard sample (albumin) to determine the amount of protein using the Lowry method.



For amino acid analysis, 5 mg of sterile duckweed flour (protein) was hydrolyzed in 5 ml of 5.7 N HCl at 110° C in an airless environment for 24 hours. The hydrolysate was evaporated, the dry residue was dissolved in water triethylamine-acetonitrile, mixed in a ratio of 1:7:1, and dried. This process was performed twice to neutralize acids. In the reaction with phenylthioisocyanate, the free amino acid phenylthio-carbamyl (FTK) was obtained by the method of A. Steve and Cohen Daviel (1988). Qualitative and quantitative calculations were performed by comparing the concentration of the studied amino acids, determining the free amino acid FTK and preserving the standard peak area and length of time.

The calculation of the statistical error, mean value, confidence intervals and standard deviations from experimental data was carried out using the STATISTICA 6.0 computer program and standard methods. The statistical significance of the results was determined using Student's t-test.

Results and Discussion

According to the results, it was noted that the yield of dry mass from the moist biomass of *Lemna minor* and *Lemna gibba* are different (Figure 1-2). In particular, while *Lemna minor* forms an average dry mass of 5.21%, it was found that *Lemna gibba* forms an average of 6.03%. *Lemna minor*, grown on an area of 1 m², averaged 1,429.83 g, of which the dry matter yield was 274.53 g, in *Lemna gibba* this indicator averaged 1,628.00 g, of which the dry weight yield was 268.91 g.

When determining the amount of protein in this dry mass, it was noted that the average preservation of *Lemna minor* protein was 16.10% of protein synthesis (Fig. 3), while *Lemna gibba* averaged 15.02% of protein synthesis (Fig. 4). In scientific sources,

studies based on *Lemna*, it was noted that the average conservation of protein is 16-40%.

This can be explained by the fact that these species are grown in a nutrient medium specifically for protein synthesis and by controlling the amount of nitrogen, phosphorus and potassium in it. How much protein is stored by duckweed, its amino acid content determines the prospects for its use (Maciejewska-Potapczykowa, 1970).

Therefore, in subsequent studies, the dried biomass of duckweed and the amino acids of the proteins isolated from it were analyzed. Table 1 presents the analysis of the amino acid composition of *Lemna minor*. It was also noted that the content of all amino acids, such as threonine, serine, alanine, is high in pure protein. Therefore, the production of pharmaceuticals and dietary supplements based on duckweed is important.

Table 2 shows the analysis of dry weight and amino acid content in the purified protein *Lemna gibba*. According to the results obtained, when analyzing the amino acid content in the dry weight of *Lemna gibba* (mg / 100 mg), it is seen that the proportion of dry weight of amino acids is 16.71%.

It was noted that the amount of essential amino acids in dry weight was 6.76% of the total number of amino acids, while the amount of essential amino acids in purified protein was 46.74%.

As a result of the analysis, it was noted that the percentage of amino acids in the dry weight of *Lemna minor* averaged 22.73%. In this study, an analysis of dry weight and purified protein content of *Lemna minor* revealed an average of 10.13% of the total number of amino acids and an average of 44.06% of the essential amino acids in pure protein (Fig. 5).

As a result of the analysis, it was noted that the percentage of amino acids in the dry weight of *Lemnagibba* averaged 16.71%. During the study, an analysis of the dry weight and the content of purified protein in *Lemna gibba* revealed an average of 6.95% of the total number of amino acids and an average of 46.746% of the essential amino acids in pure protein (Fig. 6). When these parameters were studied in the dry biomass of *Lemna minor*, the difference between the amino acids Threonine (1.65), Valine (1.74), Methionine (0.09), Izoleucine (1.34), Leucine (2.33), Tyrosine was observed (0.63), Phenylalanine (1.43) and Lysine (1.40). Thus,

the essential amino acids in *Lemna Minor* retain more leucine (0.89), phenylalanine (0.48) and lysine (0.35) and differ in that the proportion of essential amino acids in the total number of amino acids is 10.13%.

Subsequent studies analyzed the amount of essential amino acids in the purified protein obtained from duckweed. In particular, when the dry biomass of *Lemna minor* was studied, the amount of threonine was 5.03; valine - 7.59; methionine - 0.39; isoleucine -5.83; leucine - 10.16; tyrosine - 2.73; phenylalanine 6.21 mg and lysine 6.13 mg / 100 mg (Fig. 7).

Picture.1 The output of dry weight from wet weight *Lemna minor*, g / 100g

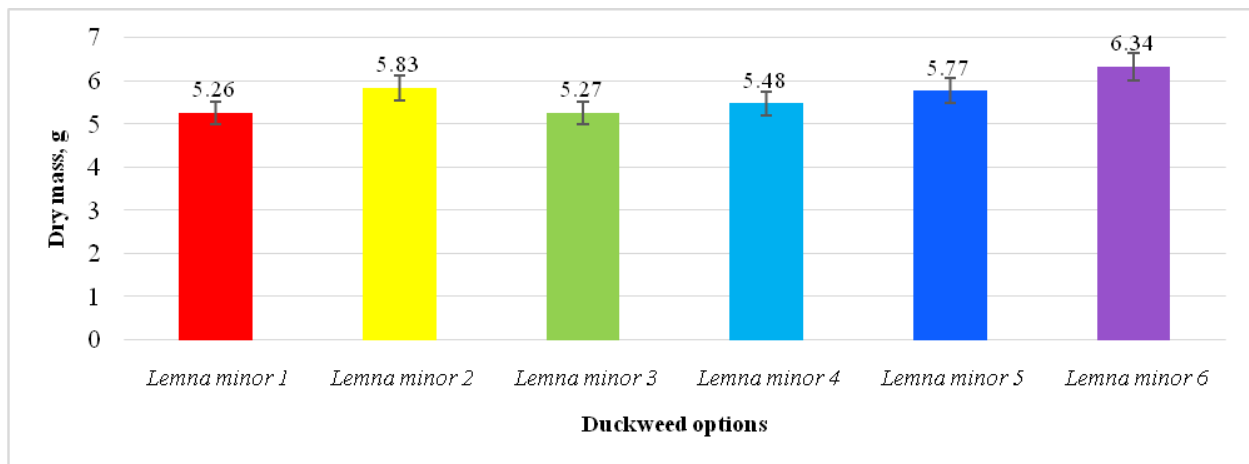


Figure.2 The output of dry weight from wet weight *Lemna gibba*, g / 100g

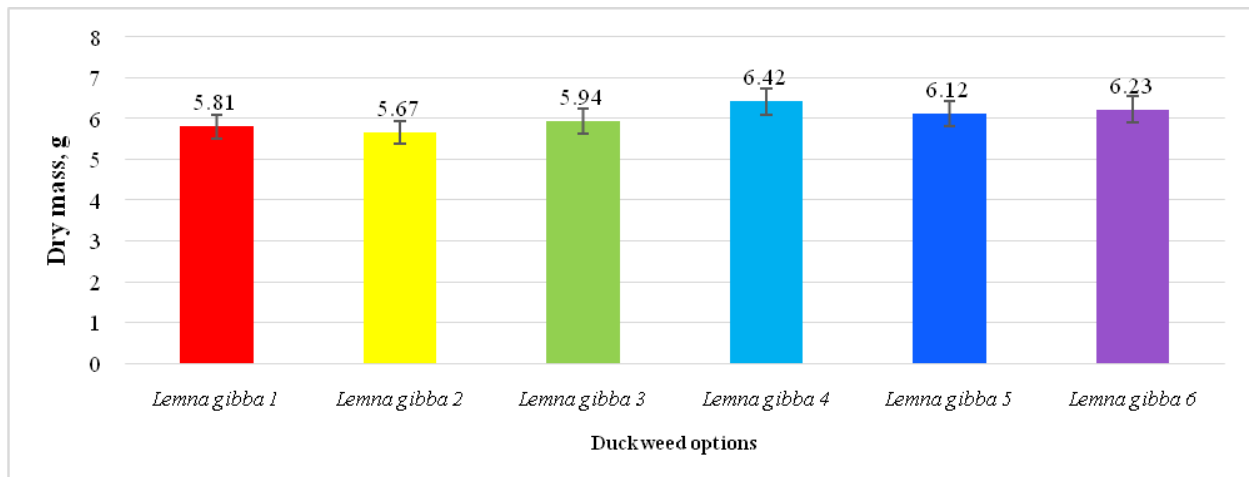


Figure.3 Protein storage in *Lemna minor*

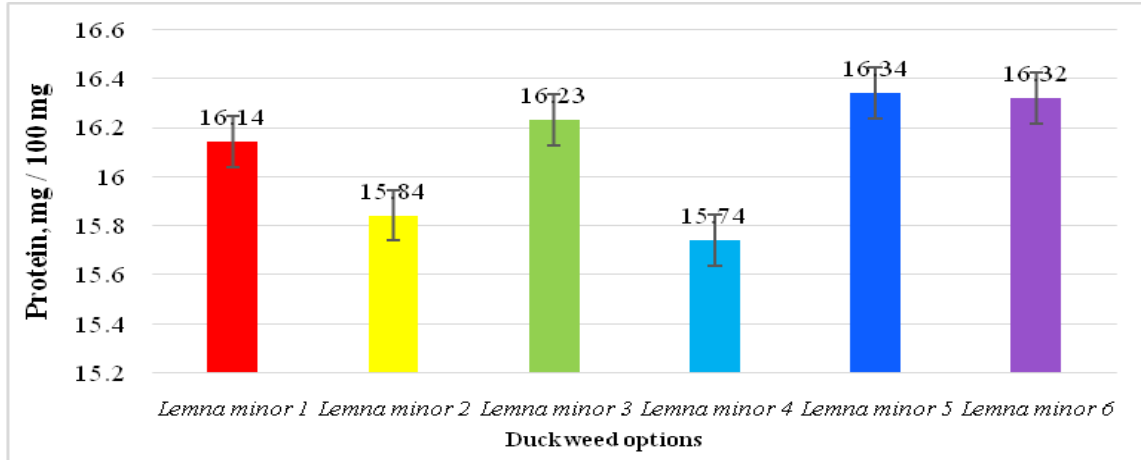


Figure.4 Saving protein in *Lemna gibba*

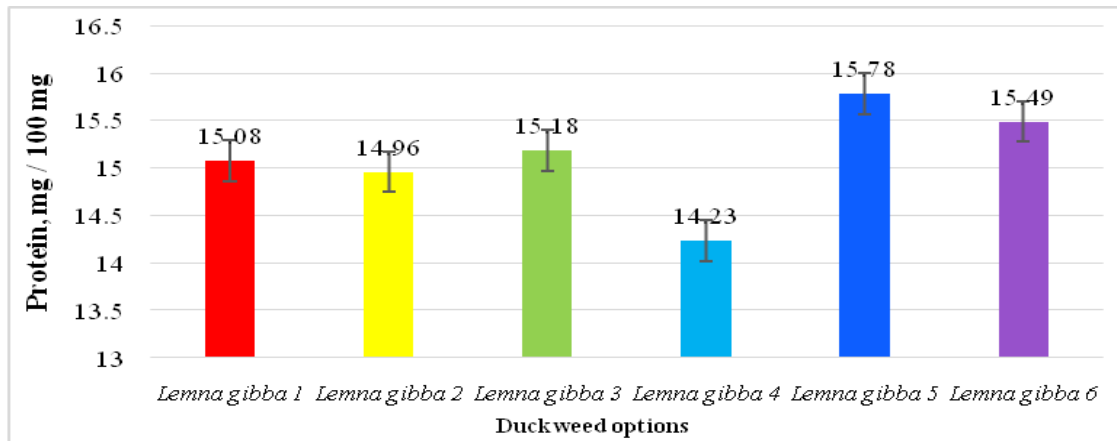


Figure.5 The amount of essential amino acids in the dry mass of duckweed, mg/100 mg

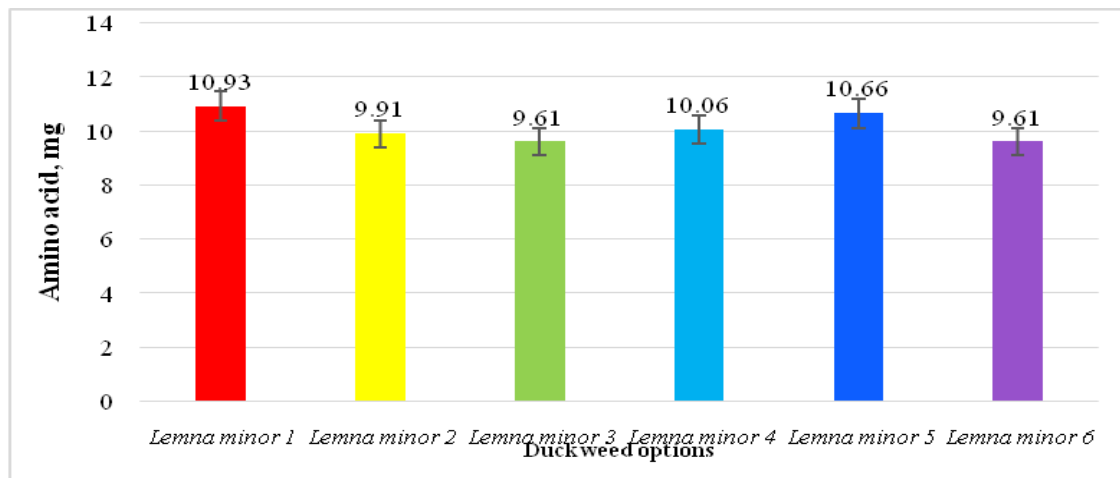


Figure.6 The amount of essential amino acids in the dry mass of duckweed, mg / 100 mg

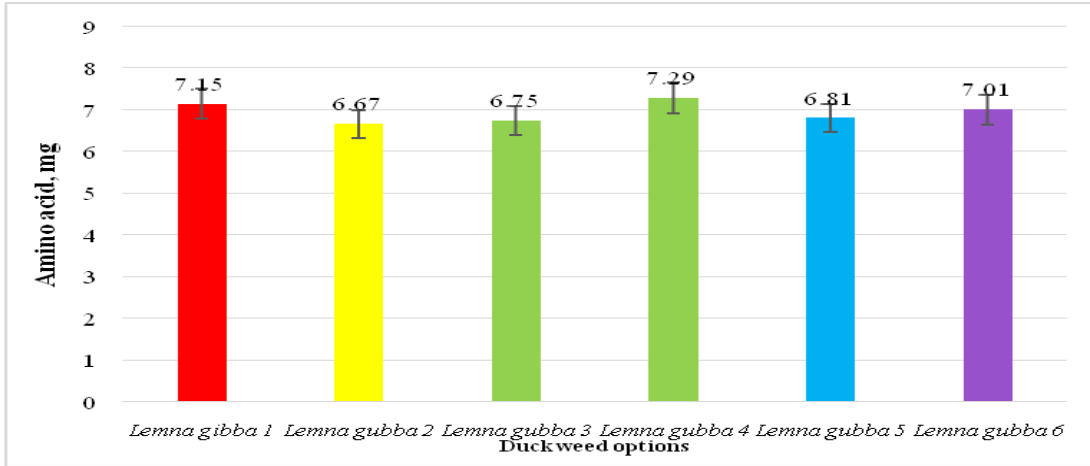


Figure.7 Amount of essential amino acids in duckweed protein, mg / 100 mg

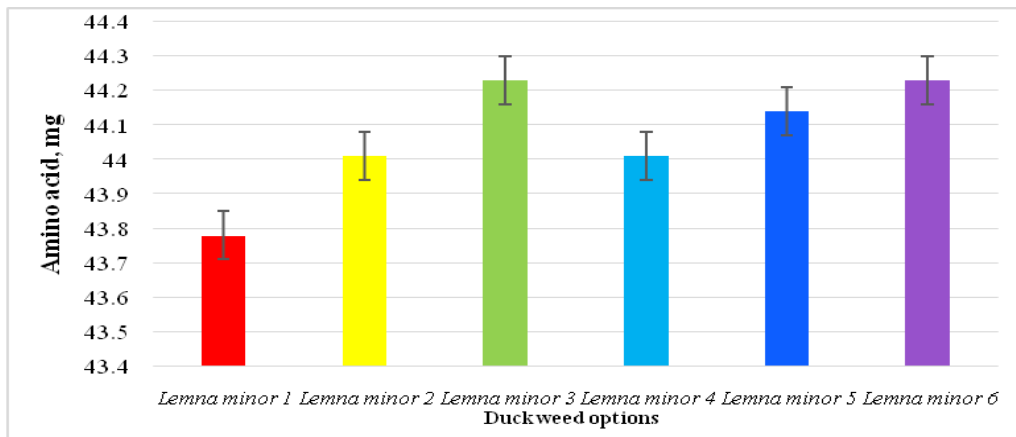


Figure.8 The amount of essential amino acids in duckweed protein, mg / 100 mg

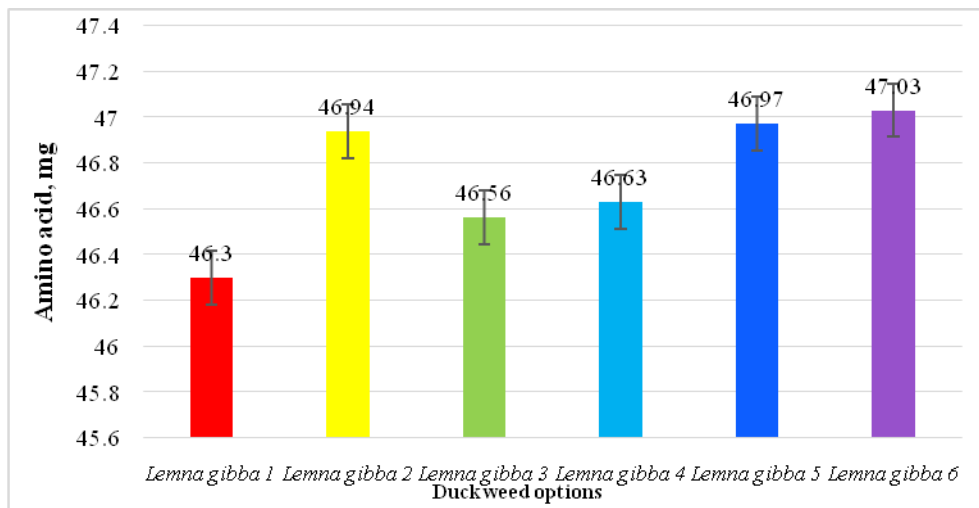


Table.1 Analysis of the amino acid composition of *Lemna minor*, mg / 100 mg

Nameofaminoacid	Experimental options, mg/100 mg in biomass												Middle	
	1		2		3		4		5		6			
	A	Б	A	Б	A	Б	A	Б	A	Б	A	Б	drymass	protein
Asparticacid	2,43	9,72	2,20	9,77	2,14	9,82	2,24	9,77	2,37	9,80	2,14	9,82	2,25	9,78
Threonine	1,25	4,99	1,14	5,02	1,10	5,04	1,15	5,02	1,22	5,03	1,10	5,04	1,16	5,03
Serine	0,99	3,98	0,90	4,00	0,87	4,02	0,91	4,00	0,97	4,01	0,87	4,02	0,92	4,01
Proline	1,19	4,80	1,08	4,82	1,05	4,85	1,10	4,82	1,16	4,84	1,05	4,85	1,11	4,83
Glutamicacid	3,32	13,30	3,01	13,37	2,92	13,44	3,05	13,37	3,24	13,41	2,92	13,44	3,08	13,39
Glycine	1,81	7,23	1,64	7,27	1,59	7,31	1,66	7,27	1,76	7,29	1,59	7,31	1,67	7,28
Alanine	1,94	7,75	1,76	7,79	1,70	7,82	1,78	7,79	1,89	7,81	1,70	7,82	1,79	7,80
Cystine*	–	–	–	–	–	–	–	–	–	–	–	–	–	–
Valine	1,88	7,54	1,70	7,58	1,65	7,62	1,73	7,58	1,83	7,60	1,65	7,62	1,74	7,59
Methionine	0,10	0,38	0,09	0,39	0,09	0,39	0,09	0,39	0,10	0,39	0,09	0,39	0,09	0,39
Izoleucine	1,44	5,79	1,31	5,82	1,27	5,85	1,33	5,82	1,41	5,84	1,27	5,85	1,34	5,83
Leucine	2,52	10,10	2,28	10,15	2,21	10,20	2,32	10,15	2,46	10,18	2,21	10,20	2,33	10,16
Tyrosine	0,68	2,71	0,62	2,73	0,60	2,74	0,63	2,73	0,67	2,74	0,60	2,74	0,63	2,73
Phenylalanine	1,54	6,17	1,40	6,20	1,36	6,24	1,42	6,20	1,51	6,22	1,36	6,24	1,43	6,21
Lysine	1,51	6,09	1,37	6,13	1,33	6,16	1,39	6,13	1,48	6,14	1,33	6,16	1,40	6,13
Histidine	0,57	2,28	0,51	2,29	0,50	2,30	0,52	2,29	0,55	2,30	0,50	2,30	0,53	2,30
Arginine	1,15	4,59	1,04	4,61	1,01	4,64	1,06	4,61	1,12	4,63	1,01	4,64	1,07	4,62
Tryptophan**	0,20	0,84	0,18	0,84	0,18	0,84	0,19	0,84	0,20	0,84	0,18	0,84	0,19	0,84

A –dry mass; Б–protein; “–” – vestige; **–tryptophan was determined on the basis of alkaline hydrolysis.p<0.001.

Table.2 Analysis of the amino acid composition of *Lemna gibba*, mg / 100 mg

Name of aminoacid	Experimental options, mg/100 mg												The average amount of amino acids	
	1		2		3		4		5		6		drymass	protein
	A	B	A	B	A	B	A	B	A	B	A	B		
Asparticacid	1,87	10,47	1,74	10,61	1,76	10,52	1,90	10,54	1,78	10,62	1,83	10,63	1,82	10,56
Threonine	1,08	4,70	1,01	4,77	1,02	4,73	1,10	4,74	1,03	4,77	1,06	4,78	1,05	4,75
Serine	0,82	3,84	0,76	3,89	0,77	3,86	0,83	3,86	0,78	3,89	0,80	3,90	0,80	3,87
Proline	0,98	4,31	0,91	4,37	0,92	4,33	1,00	4,34	0,93	4,37	0,96	4,37	0,95	4,35
Glutamicacid	2,31	11,17	2,15	11,32	2,18	11,23	2,35	11,25	2,19	11,33	2,26	11,35	2,24	11,28
Glycine	1,40	5,57	1,30	5,65	1,32	5,60	1,42	5,61	1,33	5,65	1,37	5,66	1,36	5,62
Alanine	1,19	6,75	1,11	6,84	1,12	6,78	1,21	6,79	1,13	6,84	1,16	6,85	1,15	6,81
Cystine	–	–	–	–	–	–	–	–	–	–	–	–	–	–
Valine	0,92	7,29	0,86	7,39	0,87	7,33	0,94	7,34	0,88	7,40	0,91	7,41	0,90	7,36
Methionine	0,12	1,22	0,11	1,24	0,11	1,23	0,12	1,23	0,11	1,24	0,11	1,24	0,11	1,23
Izoleucine	1,09	5,69	1,02	5,77	1,03	5,72	1,11	5,73	1,04	5,77	1,07	5,78	1,06	5,74
Leucine	1,48	10,51	1,38	10,65	1,40	10,57	1,51	10,58	1,41	10,66	1,45	10,67	1,44	10,61
Tyrosine	0,40	4,28	0,37	4,34	0,38	4,30	0,41	4,31	0,38	4,34	0,39	4,34	0,39	4,32
Phenylalanine	0,98	6,54	0,91	6,63	0,92	6,58	1,00	6,59	0,93	6,63	0,96	6,64	0,95	6,60
Lysine	1,08	6,07	1,01	6,15	1,02	6,10	1,10	6,11	1,03	6,16	1,06	6,17	1,05	6,13
Histidine	0,40	2,78	0,37	2,82	0,38	2,79	0,41	2,80	0,38	2,82	0,39	2,82	0,39	2,80
Arginine	0,99	6,31	0,92	6,39	0,93	6,34	1,01	6,35	0,94	6,40	0,97	6,40	0,96	6,36
Tryptophan*	0,12	0,91	0,11	0,92	0,11	0,92	0,12	0,92	0,11	0,92	0,11	0,93	0,11	0,92

A –dry mass; B–protein; “–” – vestige; **–tryptophan was determined on the basis of alkaline hydrolysis. p<0.001.

These amino acids are visible in the example of proteins obtained in pure form from *Lemna gibba*, threonine is 4.75; valine - 7.36; methionine - 1.23; isoleucine -5.74; leucine - 10.61; tyrosine - 4.32; phenylalanine was found to be 6.60 and the lysine level was 6.13 mg/100 mg.

Subsequent studies determined the quantitative fractions of the amino acid content in the dry mass and in the composition of the purified protein (Fig. 7-8). According to the results, the *Lemna minor* protein in the variance of the variants, respectively, 43.78; 44.01; 44.23; 44.01; 44.14 and 44.23 mg/100 mg were observed (Fig. 7).

It turned out that their share relative to the total number of amino acids was 44.06 mg. The proportion of essential amino acids in the protein obtained in pure form from *Lemna gibba*, the variance of the variants was respectively 46.30; 46.94, 46.56; 46.63, 46.97, 47.23 mg / 100 mg and an average of 46.74 mg was noted (Fig. 8). Analyzing the obtained results, it is important to determine the amino acid content in a pure protein in the production of a *Lemna*-based food product, and it is also important to determine the protein content in dry weight and its amino acid composition, and most importantly, the content of essential amino acids that are directly used in production.

As a result of the study, it was concluded that the nutritional value of duckweed can be incorrectly estimated due to the lack of access to accurate data due to losses in protein analysis in the dry mass of duckweed and amino acids. Therefore, in determining its true nutritional value, it is advisable to separate the pure protein from the dry mass and analyze the amino acid content in this protein. This will play an important role in the future production of pharmaceutical, food and

food products based on duckweed.

Acknowledgements

This study was carried out as part of an innovative project of the Ministry of Innovative Development of the Republic of Uzbekistan No. I-OT-2019-21. We express our gratitude to the staff of the Institute of Bioorganic Chemistry named O. Sodikov of the Academy of Sciences of the Republic of Uzbekistan (Ph.D., associate professor Ishimov U.J.), the scientific laboratory "Biotechnology" (prof. N.A. Khujamshukurov) of the Tashkent Institute of Chemical Technology.

References

- Bairagi A., Sarkar-Ghosh K., Sen S.K., Ray A.K. 2002. Duckweed (*Lemna polyrrhiza*) leaf meal as a source of feedstuff in formulated diets for rohu (*Labeo rohita* Ham.) fingerlings after fermentation with a fish intestinal bacterium. *Bioresour. Technol.* 85:17-24.
- FAO. 2001. Duckweed: A tiny aquatic plant with enormous potential for agriculture and environment. Food and Agricultural Organisation, Geneva. Pp.108.
- Goopy J.P., Murray P.J. 2003. A Review on the Role of Duckweed in Nutrient Reclamation and as a Source of Animal Feed. *Asian-Aust. J. Anim. Sci.* Vol 16. No.2:297-305.
- Hasan, M. R., and R. Chakrabarti. 2009. Floating aquatic macrophytes - Duckweeds. In: M. R. Hasan and R. Chakrabarti, editors, Use of algae and aquatic macrophytes as feed in smallscale aquaculture. Food and Agric. Organ. of the U. N., Rome. p. 29-52.
- Haustein A.T., Gilman A.K., Skillicorn

- P.W.1994. Performance of broiler chickens fed diets containing duckweed (*Lemna gibba*). *J. Agric. Sci.* 122:285-289.
- Khujamshukurov N.A. 2011. Alternative protein products. *J. XXI-technology.* 4(5): 14-15.
- Khujamshukurov N.A., Nurmuxamedova V.Z. 2016. Production feed: modern trend and development aspect. Scientific overview. *J. Zooveterinary.* №8 (105): 34-37.
- Landesman L. 2000. Effects of Herbivory and Competition on Growth of Lemnaceae in Systems for Wastewater Treatment and Livestock Feed Production, University of Louisiana at Lafayette, Louisiana. Pp.150.
- Landolt E., Kandeler E. 1987. The Family Lemnaceae: A monographic study (vol.2) Phytochemistry, Physiology, Application, Bibliography, Veröffentlichungen des Geobotanischen Institutes der ETH 1, Stiftung Rubel, Zurich. Pp.638.
- Leng RA., Stambolie JH., Bell R. 1995. Duckweed – a potential high-protein feed resource for domestic animals and fish Livestock Research for Rural Development 7.
- Maciejewska-Potapczykowa W., Konopska L., Narzyska E. 1970. Proteins in duckweed (*Lemna minor* L.). *Acta Soc. Bot. Pol.* 39: 251-255.
- Mkandawire M., Dudel E.G. 2007. Are Lemna spp. Effective Phytoremediation Agents? *Global Sciencebooks: Bioremediation, Biodiversity and Bioavailability.* 1(1), 56-71.
- Mkandawire M., Dudel EG. 2005. Accumulation of arsenic in *Lemna gibba* L. (duckweed) in tailing waters of two abandoned uranium mines in Saxony, Germany. *Science of the total Environment.* 336:81-89.
- Olorunfemi T.O.S., Aderibigbe F.M., Alese B.K., Fasakin E.A. 2006. Utilization of duckweed (*Lemna paucicostata*) in least cost feed formulation for broiler starter: A linear programming analysis. *Inf. Technol. J.* 5:166–171.
- Radić S., D. Stipančević P., Cvjetko M., Marijanović Rajčić S., Širac B., Pevalek-Kozlina., Pavlica M. 2011. Duckweed *Lemna minor* as a tool for testing toxicity and genotoxicity of surface waters. *Ecotoxicol. Environ. Saf.* 74:182-187.
- Rojas O.J., Liu Y., H.H.Stein 2014. Concentration of metabolizable energy and digestibility of energy, phosphorus, and amino acids in lemna protein concentrate fed to growing pigs. *J. Anim. Sci.* 92: 5222-5229.
- Rusoff L.L., Blakney E.W., Culley D.D. 1980. Duckweeds (*Lemnaceae* Family): A Potential Source of Protein and Amino Acids. *J. Agric. Food Chem.* 28:848-50.
- Scoups R. Methods cleaning proteins. Moscow. 1985. Pp.341-342c.
- Steven A., Cohen Daviel J. Amino acid analysis utilizing phenylisothiocyanate derivatives. *J. Analytical Biochemistry* -1988. - V. 17. - № 1. -P. 1-16.

How to cite this article:

Mirzaeva, D.A., K.S. Maksumkhodjaeva, N.A. Khujamshukurov, Sh.Q. Gazieva, X.O. Abdullaev, Sh.X. Iskhakova and Kuchkarova, D.Kh. 2020. Nutritional Value of Lemnaceae Macrophytes. *Int.J.Curr.Microbiol.App.Sci.* 9(04): 3233-3242.
doi: <https://doi.org/10.20546/ijcmas.2020.904.376>