

Original Research Article

<https://doi.org/10.20546/ijcmas.2020.902.300>

Effect of Different Varieties and Sowing Dates on Growth, Productivity and Economics of Wheat (*Triticum aestivum* L.)

Sanjay Singh Chauhan^{1*}, Anil Kumar Singh¹, Shipra Yadav²,
Sandeep Kumar Verma³ and Rahul Kumar²

¹Narendra Deva University of Agriculture & Technology, Kumarganj,
Faizabad-224 229 (UP) India

²Sardar Vallabhbhai Patel University of Agriculture & Technology,
Meerut-250110 (UP) India

³Rama University, Mandhana, Kanpur-209217(UP) India

*Corresponding author

ABSTRACT

Keywords

Wheat (*Triticum aestivum* L.),
Sowing Dates

Article Info

Accepted:
18 January 2020
Available Online:
10 February 2020

A field experiment was carried out at Agromet. Research Farm, Narendra Deva University of Agriculture & Technology, Narendra Nagar (Kumarganj), Faizabad (U.P.) during *Rabi* season 2016-17 to study the effect of different dates of sowing on growth and yield of wheat (*Triticum aestivum* L.) cultivars. The experiment comprised of 9 treatment combinations and tested in randomized block design (RBD) with four replications. Experiment consisted of two factors, viz. dates of sowing and cultivars. Three wheat varieties, viz. Malviya-234, PBW-343 and NW-1012 were sown under three dates i.e. 20 November, 30 November and 10 December. Sowing dates and cultivars significantly influenced the growth characters of wheat crop. The crop sown on 20 November along with variety PBW-343 recorded highest initial plant population (m^{-2}), plant height (cm), number of tillers m^{-2} , dry matter accumulation ($g m^{-2}$), leaf area index, days taken to 50% ear emergence and days taken to maturity as compared to rest of sowing dates and varieties. Highest net returns per rupee invested (1.33) was found with the variety 'PBW-343' sown on 20 November.

Introduction

Wheat (*Triticum aestivum* L.) is one of the leading food crops of the world farming and occupies significant position among the cultivated cereals. Cultivation of wheat has been the symbolic of green revolution that played pivotal role in making the nation a food surplus nation. It belongs to poaceae

family with chromosome number 42 and a self-pollinated crop. Wheat ranks first among the world food crops, in terms of cultivated area (223.813 mha) or production (733.144 mt) and with productivity of ($3280 kg ha^{-1}$) (USDA 2016). It can be grown from below sea level to 5000 m altitude and in areas where rainfall ranges between 300-1130 mm. Wheat contributes more calories (20%) and

more protein to the world's diet than any other food crop. The availability of wheat has increased from about 79 g capita⁻¹ day⁻¹ to more than 185 g capita⁻¹ day⁻¹ despite the doubling of the population since 1961 (Bhardwaj *et al.*, 2010). In India, wheat is the second most important cereal crop next only to rice and a key crop of the green revolution and post green revolution era. India stands second among wheat producing countries after China. During the crop year 2013-14, wheat was grown over an area of 31.18 m ha with the production of 95.91 m t with an average productivity of 3.07 t ha⁻¹ (DAC 2014-15). The demand of wheat in India by 2020 has been projected to be between 105-109 million tonnes as against 93.88 million tonnes production of present day. In India, Uttar Pradesh state ranks first in both area (9.67 m ha) and production (27.52 mt), but the average productivity is much lower (2846 kg ha⁻¹) than Punjab (4307 kg ha⁻¹) and Haryana (4213 kg ha⁻¹), respectively (DAC, 2011). The wheat yields of western districts of U.P., are well comparable to adjoining Punjab and Haryana, but poor average yield of Eastern U.P., used to bring down the average productivity of the whole state. This clearly indicates that in spite of considerable improvement in genetic potential of the crop; productivity of wheat is very poor in the country as well as in the states in light of realized yield level of 45-50 q ha⁻¹. Wheat area is decreasing every year and there is a very little scope for expansion of area in future. So, there is urgent need to vertical increase in yield per hectare to ensure household food security. This yield increase requires a continuing supply of improved germplasm an appropriate agronomy in order to sustain enhanced productivity and preserve the natural resource base. However, global warming, as a result of climate change, may negatively affect wheat grain yields potentially increasing food insecurity and poverty, although it should be noted that

current effects of climate change in relation to wheat are inconclusive and model dependent (Tubiello *et al.*, 2000). More recent and extensive research on climate change effects predicts marked increases in both rainfall and temperature, with temperatures projected to rise by as much as 3-4°C by the end of the century in South Asia (DEFRA, 2005). Predicted effects on wheat production include reduced grain yield over most of India, with the greatest impacts in the lower potential areas, for example in the eastern plains. Multiple cropping systems involving wheat often maximize profitability of the non-wheat cash crop components resulting in delayed sowing of wheat, subjecting it to suboptimal, often hotter, growing seasons. In the rice-wheat system of eastern India, remote sensing studies revealed at least 60% of district wheat areas were sub-optimally, late planted. In many of the dry environments that suffer today from severe heat stress during grain filling, it has been shown that the enzyme soluble starch synthase in wheat appears to be rate limiting at temperatures in excess of 20°C (Keeling *et al.*, 1994). Furthermore, the grain filling of wheat is seriously impaired by heat stress due to reductions in current leaf and ear photosynthesis at high temperatures. Ideally the best temperature regime during the wheat crop season is 20-22°C at sowing, 16-22°C at tillering to grain filling and slow rise of temperature to 40°C at harvesting (Sharma, 2000). However, the seed can germinate in the temperature range of 3.5-35°C. A sudden increase in temperature for a period of 4-5 days at any stage of the wheat crop can adversely affect the crop yield (Spiertz *et al.*, 2006) and even a one-day abnormal increase in temperature at grain formation and filling stage can result in large grain losses (Alexander *et al.*, 2010). The rice-wheat is the most important crop sequence of Eastern region of Uttar Pradesh. Nearly 63 and 68% of the total cropped area in *kharif* and *rabi* seasons are occupied by rice and wheat,

respectively, and 70 to 90% of rice area covers under wheat cultivation. Based on physiography and farmer's conception of land utilization, the land type *viz.* upland, mid land and low land are identified. Among them the medium land is most important for rice-wheat cropping system. Although, low lands are exclusively utilized for growing rice and wheat, but the productivity of both rice and wheat from these lands is low. This low yield is primarily due to water stagnation and poor drainage. In a diagnostic survey, it was estimated that around 30% area of wheat is sown during the month of November; the ideal or normal sowing time, 50% of wheat is sown during December; the late sown wheat and rest 20% area is commonly sown during first fortnight of January; the very late sown crop. It has been realized that the average yield of wheat of this region, sown during the month of November, is well comparable to the state average, but the declining trend in wheat yield has been noticed with delayed sowing *i.e.* in the month of December and January. It is mostly due to shorter growth period available to late sown wheat coupled with high temperature and hot winds during reproductive growth period, which leads to forced maturity and ultimately poor grain yield. In addition to this, improper selection of varieties in this region, also affects the crop yield. At present there is a tremendous scope for increasing the yield of wheat with the use of multi-character high yielding varieties. The huge reduction in yield due to delayed sowing prompted us to evaluate optimum time of sowing for different varieties for maximum production.

Materials and Methods

The field experiment was conducted at Agromet. Research Farm, of Narendra Deva University of Agriculture and Technology, Narendra Nagar (Kumarganj) Faizabad (U.P.), during *Rabi* season of 2016-2017. The

experimental site was situated about a distance of 42 Km. from Faizabad district headquarters at Faizabad-Raibareilly road at 26⁰47' N latitude, 82⁰12' E longitude and an altitude of 113 meters above mean sea level and is subjected to extremes of weather conditions. The total rainfall during course of experimentation was 16.8 mm. During the crop season, the lowest temperature (4.9⁰C) was recorded in the month of January and the maximum (39.6⁰C) in the month of April. The highest mean relative humidity (88.2%) was recorded in the month of January. The experiment was laid out in randomized block design with three varieties (HUW-234, PBW-343 and NW-1012), three date of sowing and four replications. The experimental field soils having pH 8.2, low EC 0.23, organic carbon 0.37 g kg⁻¹, available nitrogen 194.2 kg ha⁻¹, phosphorus 15.2 kg ha⁻¹ and potassium 250.2 kg ha⁻¹.

Results and Discussion

The plant height taken at 30, 60, 90 days after sowing and at harvest stage. Plant height was significantly influenced due to different date of sowing and wheat cultivars at all the stages of crop growth except 30 DAS. The maximum plant height was recorded with 20 November date of sowing which was significantly superior over rest date of sowing at 60, 90 DAS and at harvest stage of the crop. Similar results were obtained by Jat *et al.*, (2013), Mumtaz *et al.*, (2015) and Kumar *et al.*, (2016). Among cultivars Maximum plant height was recorded with PBW-343, which being at par to Malviya-234 and significantly superior over NW-1012 at 30, 60, 90 days after sowing and at harvest stage. Similar findings given by Musaddique *et al.*, (2000) and Mattas *et al.*, (2011) and Mumtaz *et al.*, (2015). The number of tillers m⁻² increase progressively at the successive stage of crop growth influenced by various date of sowing and cultivars. The maximum number of tillers

was recorded with 20 November date of sowing which was significantly superior over 30 November and 10 December date of sowing. Such observations were also reported by Shahzad *et al.*, (2007), Kumar *et al.*, (2013). Among the cultivars PBW-343 was significantly superior over rest of the cultivars at all stages of crop growth. Similar results had also been reported by Dhaka *et al.*, (2006) and Marasini *et al.*, (2016).

In general, the dry matter accumulation increased with advancement in stages. As regards date of sowing maximum dry matter accumulation was recorded with 20 November date of sowing which was significantly superior over 30 November and 10 December at all the stages of crop growth except 30 DAS having nonsignificant effect on dry matter accumulation. Among cultivars

maximum dry matter accumulation was recorded with variety PBW-343 which was significantly superior over variety Malviya-234 and NW-1012 at all the growth stages of crop up to harvest stage. Such observations were also reported by Singh (2005), Mattas *et al.*, (2011) and Desmukhn *et al.*, (2015). Maximum leaf area index was recorded with 20 November date of sowing which was significantly superior over 30 November and 10 December at all the growth stage except at 30 DAS having non-significant effect. Maximum leaf area index at 30 DAS recorded in variety PBW-343 which was significantly higher over rest of the cultivars. The same trend was noticed at 60 and 90 DAS. Increasing trend of leaf area index was observed with increasing the age of crop up to 90 DAS and with date of sowing.

Table.1 Effect of different date of sowing and varieties on growth parameters of wheat cultivars

Treatments	Growth Parameters			
	Plant height (cm)	Number of tillers(m ⁻²)	Dry matter accumulation (gm ⁻²)	Leaf area index (90 DAS)
Date of sowing				
20 November	93.4	466.3	914.33	5.17
30 November	90.2	420.7	855.17	4.17
10 December	85.6	399.6	812.41	3.96
SEm±	1.23	7.07	13.76	0.08
CD(P=0.05)	3.63	20.77	40.40	0.23
Cultivars				
Malviya-234	90.8	375.5	757.45	4.35
PBW-343	92.1	468.7	945.63	4.80
NW-1012	86.4	442.4	878.82	4.15
SEm±	1.23	7.07	13.76	0.08
CD(P=0.05)	3.63	20.77	40.40	0.23

Table.2 Effect of different date of sowing on yield and harvest index of wheat cultivars

Treatments	Grain yield (q ha ⁻¹)	Straw yield (q ha ⁻¹)	Harvest index (%)
Date of sowing			
20 November	39.60	54.77	41.97
30 November	35.77	50.43	41.50
10 December	33.98	46.83	42.03
<i>SEm</i> ±	0.36	0.83	0.75
<i>CD</i> (<i>P</i> =0.05)	1.05	2.43	NS
Cultivars			
Malviya-234	31.87	44.47	41.56
PBW-343	39.45	55.50	42.20
NW-1012	38.02	52.07	41.75
<i>SEm</i> ±	0.36	0.83	0.75
<i>CD</i> (<i>P</i> =0.05)	1.05	2.43	NS

Fig.1 Mean weekly meteorological observations during crop season (November, 2016 to April, 2017)

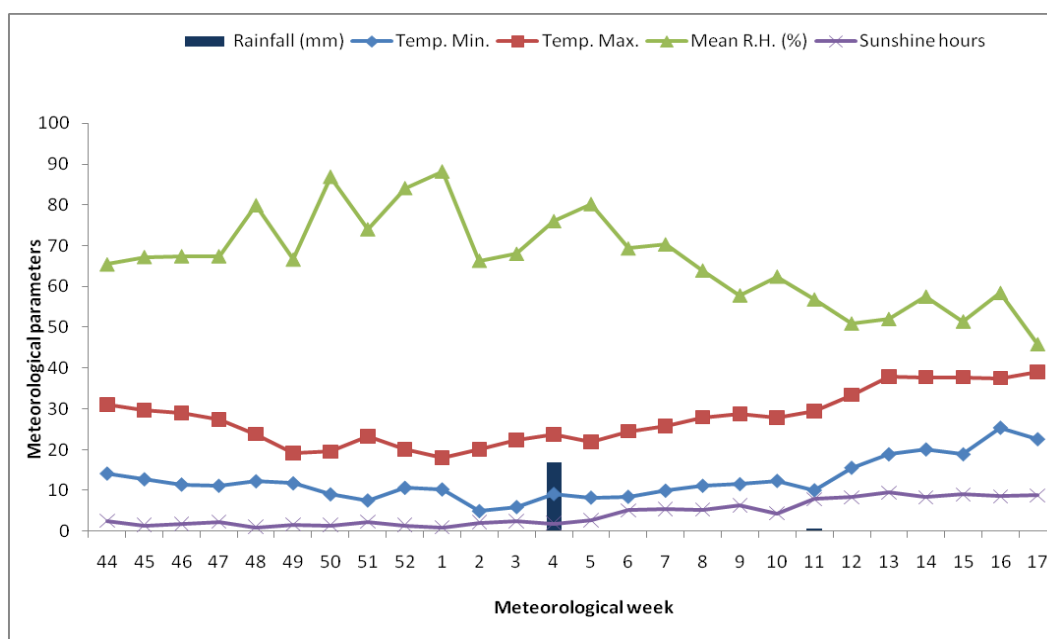


Fig.2 Effect of different date of sowing on plant height of wheat cultivars

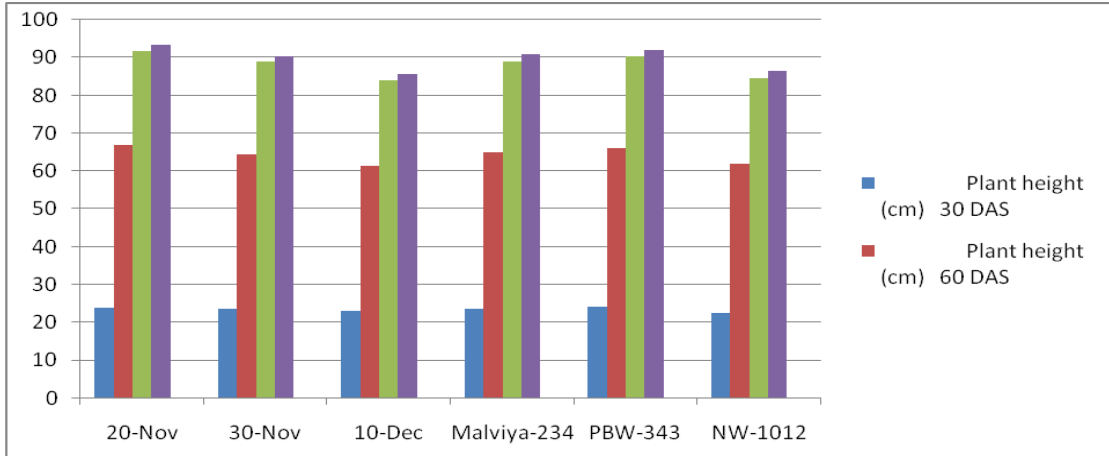


Fig.3 Effect of different date of sowing on number of tillers of wheat cultivars

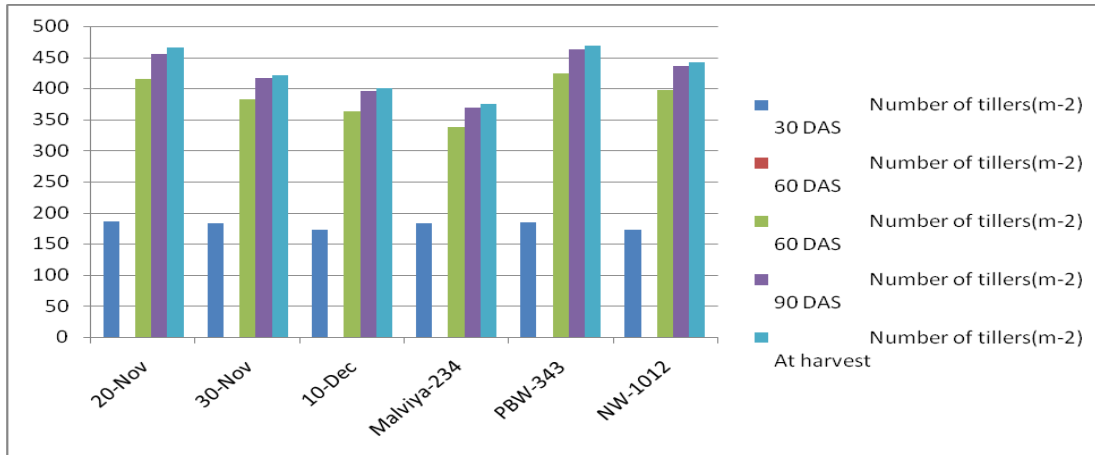


Fig.4 Effect of different date of sowing on dry matter accumulation of wheat cultivars

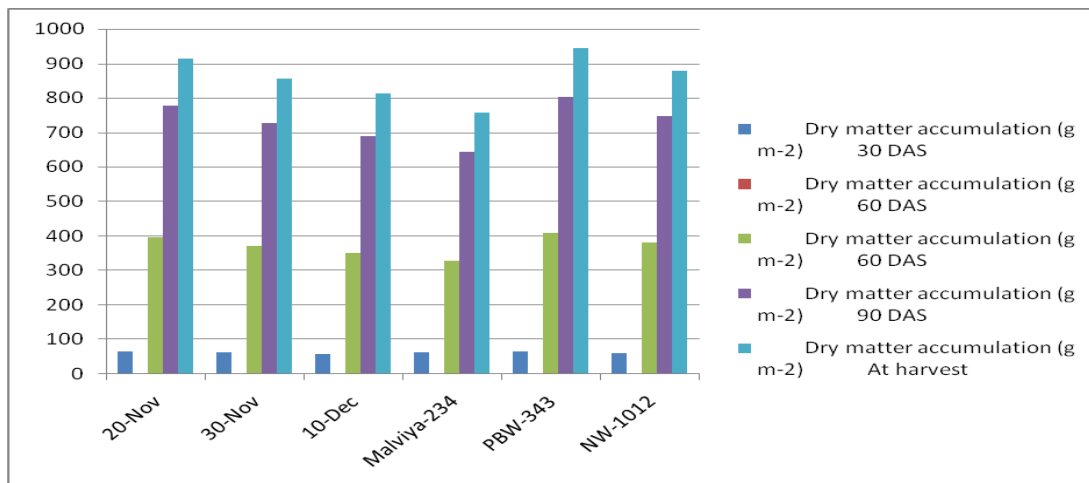


Fig.5 Effect of different date of sowing on leaf area index of wheat cultivars

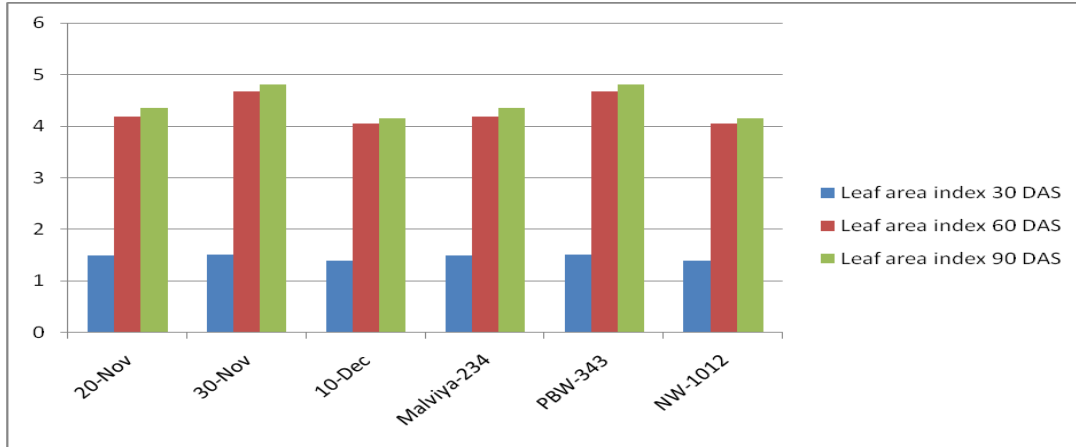


Fig.6 Effect of different date of sowing on days taken to 50% ear emergence and days taken to maturity of wheat cultivars

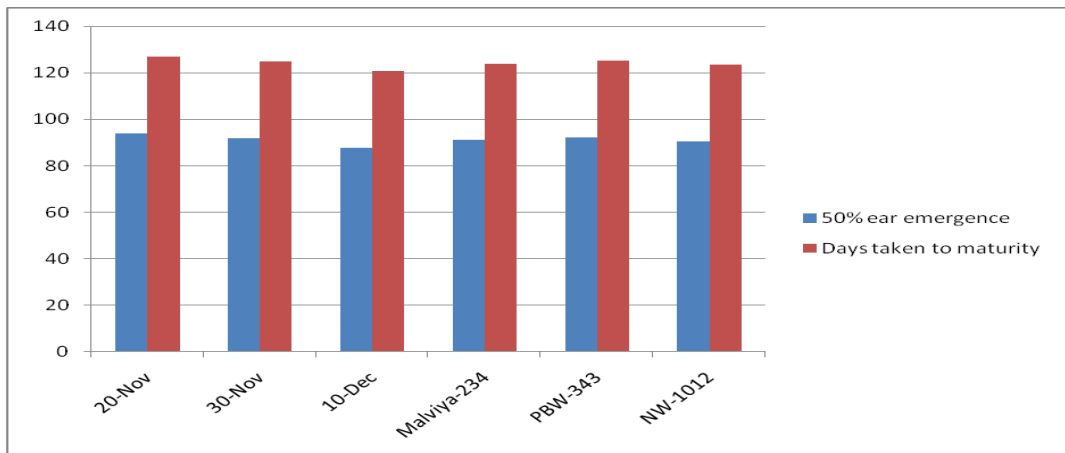


Fig.7 Effect of different date of sowing on yield and harvest index of wheat cultivars

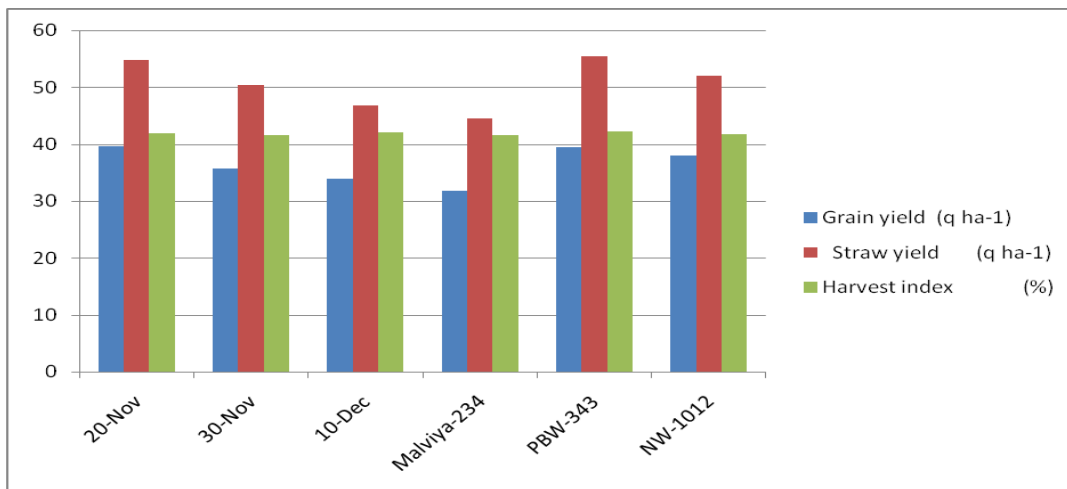
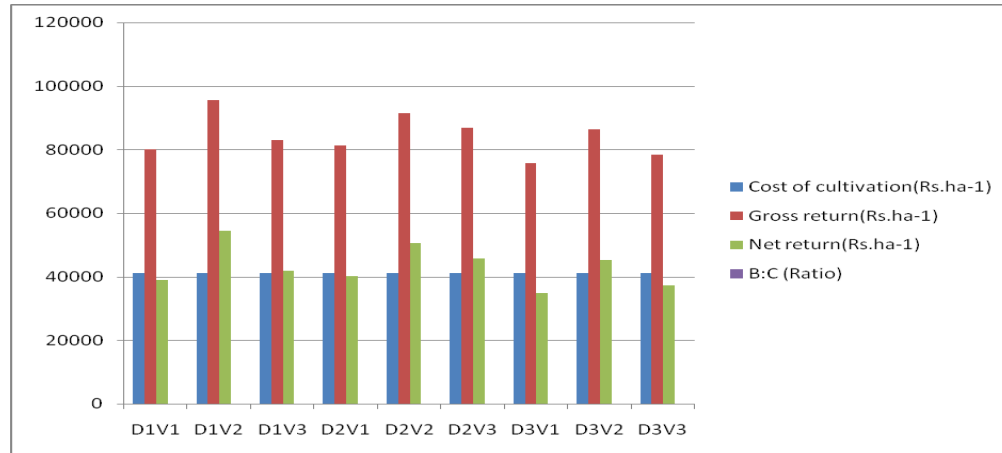


Fig.8 Economics of various treatment combinations



The highest days (94.00) and (92.33) were taken to 50 % ear emergence with 20 November date of sowing along cultivar PBW-343. The highest days (127.00) and (125.33) were taken to maturity with 20 November date of sowing along cultivar PBW-343. The maximum grain yield 39.45 q ha⁻¹ was recorded with cultivar PBW-343 which was significantly higher over rest of the cultivars. The maximum cost of cultivation (Rs.41033 ha⁻¹) was computed at cultivar PBW-343 ha⁻¹ with both level of date of sowing. The maximum gross return (Rs. 95580 ha⁻¹) was recorded under the treatment combination of 20 November date of sowing with cultivar PBW-343. The minimum gross return (Rs.75837 ha⁻¹) was found with 10 December of sowing with cultivar Malviya-234. Highest net return (Rs. 54547 ha⁻¹) was found under the treatment combination of 20 November date of sowing with cultivar PBW-343. The lowest net return (Rs. 34804 ha⁻¹) was recorded under 10 December date of sowing with cultivar Malviya-234. As regards benefit cost ratio, the maximum benefit cost ratio (1.33) was obtained from treatment combination of 20 November date of sowing with cultivar PBW-343 followed by 1.23 and 1.11 obtained from treatment combination of 30 November date of sowing with cultivar PBW-343 and 30 November date of sowing

with cultivar NW-1012. The lowest benefit cost ratio (0.85) was obtained with 10 December date of sowing cultivar Malviya-234.

Sowing dates significantly influenced the growth characters of wheat crop. The crop sown on 20 November recorded highest initial plant population (m⁻²), plant height (cm), number of tillers m⁻², drymatter accumulation (g m⁻²), leaf area index, days taken to 50% ear emergence and days taken to maturity followed by 30 November and 10 December sown crops, respectively. Among the cultivars PBW-343 was found superior in all growth characters than other varieties. PBW-343 also recorded highest initial plant population (m⁻²), plant height (cm), number of tillers m⁻², drymatter accumulation (g m⁻²), leaf area index, days taken to 50% ear emergence and days taken to maturity. Maximum benefit cost ratio (1.33) was obtained from treatment combination of 20 November date of sowing with cultivar PBW-343.

In conclusion on the basis of foregoing discussion and the results of investigation, it can be concluded that sowing of wheat crop on 20th November was most suitable for higher productivity and return of wheat, among the cultivars, PBW-343 found suitable

cultivar of wheat to achieve higher growth, productivity and economics.

References

- Alexander, B, Hayman, P, Mc, Donald, G, Talukder, H, A.S.M.Gill, G(2010), Characterizing the risk of heat stress on wheat in South Australia: Meteorology, climatology and the design of a field heating chamber. In: Dove, H. (Ed.), Food Security from Sustainable Agriculture: Proceedings of 15th Agronomy Conference 2010. Lincoln, New Zealand.
- Bhardwaj, V, Yadav, V and Chauhai, BS(2010). Effect of nitrogen application timings and varieties on growth and yield of wheat grown on raised beds, Archives of Agronomy and Soil Science, 56(2), 211-222.
- DAC, 2014-2015. Department of Agriculture and Cooperation, GOI. Agricultural Statistics at a Glance-2014-2015. Available at: [http://eands.dacnet.nic.in/At_A_Glance_2015/4.7\(a\).xls](http://eands.dacnet.nic.in/At_A_Glance_2015/4.7(a).xls)
- DEFRA, 2005. India-UK collaboration on impacts of climate change in India. <http://www.defra.gov.uk/environment/climatechange/intemat/devcountry/india2.htm> (accessed 18 April 2006).
- Deshmukh, KM, Nayak, SK, Damdar, Rupali and Wanjiri, SS(2015), Response of different wheat genotypes to different sowing time in relation to GDD accumulation, Advance research journal of crop Improvement, 6 (2), 66-72.
- Dhaka, AK, Bangarwa, AS, Pannu, RK, Malik, RK and Garg, R(2006), Phenological development, yield and yield attributes of different wheat genotypes as influenced by sowing time and irrigation levels, Agricultural Science Digest 26(3), 174-177.
- Jat, Kumar, Lokesh, Singh SK, Latore, AM, Singh, RS and Patel, CB(2013), Effect of dates of sowing and fertilizer on growth and yield of wheat (*Triticum aestivum*) in an Inceptisol of Varanasi, Indian Journal of Agronomy, 58(4), 611-614.
- Keeling, PL, Banisadr, R, Barone, L, Wasserman, BP and Singletary, GW(1994), Effect of temperature on enzymes in the pathway of starch biosynthesis in developing wheat and maize grain, Australian Journal of Plant Physiology 21,807-827.
- Kumar, D, Singh, RA and Singh, Y(2016), Influence of sowing dates and nitrogen scheduling on growth behaviour and productivity of late sown wheat (*Triticum aestivum* L.) in north Indian plains, Annals of Agriculture Research New Kumar, S, Alam, P and Ali, N(2013), Response of wheat varieties to sowing dates, Journal of Research (BAU), 25(1), 56-59.
- Marasini, D, Marahatta, S, Dhungana, SM and Acharya, R(2016), Effect of date of sowing on yield and yield attributes of different wheat varieties under conventional tillage in sub humid condition of Chitwan district of Nepal, International Journal of Applied Science Biotechnology, 4(1), 27-31.
- Mattas, KK, Uppal, RS and Singh, RP(2011), Effect of varieties and nitrogen management on the growth, yield and nitrogen uptake of durum wheat, Research Journal of Agricultural Sciences 2(2), 376-380.
- Mumtaz, MA, Aslam, M, Nasrullah, HM, Akhtar, M and Ali, B(2015), Effect of Various Sowing Dates on Growth, Yield and Yield Components of Different Wheat Genotypes, American-Eurasian Journal of Agriculture & Environment Science,

- 15 (11),2230-2234.
- Musaddique, M, Hussain, A, Wajid, SA and Ahmad, A(2000), Growth, yield and components of yield of different genotypes of wheat, *International Journal of Agriculture & Biology*, 2(3), 242-244.
- Shahzad, MA, Wasi-ud-Din, Sahi, Khan, ST, Ehsanullah, MM and Ahmad, M(2007), Effect of sowing dates and seed treatment on grain yield and quality of wheat, *Pakistan Journal of Agricultural Science*, 44(4), 581-583.
- Sharma, SN, Wheat in: Rathore, P.S. (Ed.)(2000), *Techniques and Management of Field Crop Production*. Agrobios, India.
- Singh, B(2005), To assess the performance of new wheat varieties under late sown conditions with different nitrogen levels, *MSc. (Ag.) Thesis*, N.D.U.A.&T., Kumarganj, Faizabad.
- Spiertz, JHL, Hamer, RJ, Xu, H, Primo-Martin, C, Don, C and van der Putten, PEL(2006), Heat stress in wheat (*Triticum aestivum* L.): effect on grain growth and quality traits, *European Journal of Agronomy*, 23, 89-95.
- Tubiello, FN, Rosenzweig, C, Goldberg, RA, Jagtap, S and Jones, JW(2000), U.S. National Assessment Technical Report Effects of Climate Change on U.S. Crop Production Part I: Wheat, Potato, Corn, and Citrus.

How to cite this article:

Sanjay Singh Chauhan, Anil Kumar Singh, Shipra Yadav, Sandeep Kumar Verma and Rahul Kumar. 2020. Effect of Different Varieties and Sowing Dates on Growth, Productivity and Economics of Wheat (*Triticum aestivum* L.). *Int.J.Curr.Microbiol.App.Sci*. 9(02): 2630-2639. doi: <https://doi.org/10.20546/ijcmas.2020.902.300>