

Review Article

<https://doi.org/10.20546/ijcmas.2019.804.180>

A Review on SCR System for NO_x Reduction in Diesel Engine

H.S. Latha*, K.V. Prakash, M. Veerangouda, Devanand Maski and K.T. Ramappa

Department of Farm Machinery and Power Engineering,
University of Agricultural Sciences, Raichur-584 104, India

*Corresponding author

ABSTRACT

Keywords

Diesel engine, SCR system, Nitrogen oxide, Reducing agent, Catalyst

Article Info

Accepted:

12 March 2019

Available Online:

10 April 2019

The energy requirement has increased exponentially over the past decades due to industrialization and the changes of subsequent lifestyle. Almost 90% of the present energy source is based on the combustion of fossil fuels. Diesel engines are considered the most ideal power generators in transportation and industrial sectors owing to their fuel economy and efficiency. However, they suffer from the disadvantages of exhaust pollutants particularly oxides of nitrogen (NO_x), which are facing increasingly stringent emission regulations which led to the search for alternative technologies. The technologies that allow for the highest NO_x reduction are EGR (Exhaust gas recirculation), NO_x absorbers, lean NO_x catalyst system and SCR (Selective catalytic reduction). Selective Catalytic Reduction system (SCR) is an advanced active emissions control technology converts nitrogen oxides (NO_x) with the aid of catalyst into diatomic nitrogen (N₂), and water (H₂O). To take place the conversion reactions, a reducing agent is need, which is usually a solution of urea (32.5%) and high purity water (distilled water) known as AdBlue. AdBlue is decomposed into ammonia and water vapour, and then decomposed ammonia is adsorbed on the catalyst substrate then adsorbed ammonia reacts with oxides of nitrogen and reduced into eco-friendly nitrogen and water vapour.

Introduction

The energy requirement has increased exponentially over the past decades due to industrialization and the changes of subsequent lifestyle. Most of this energy is generated from fossil fuels such as coal, natural gas, gasoline, and diesel (Camarillo *et al.*, 2013). Almost 90% of the present energy source is based on the combustion of fossil fuels and biomass. In the last few decades, the environmental effects of pollutant emission

from combustion sources have becoming increasingly serious. Diesel engines are widely used in many areas like automobiles, locomotives marine engines power generations etc., due to its high power output and thermal efficiency (Sounak Roy *et al.*, 2009). Even though the diesel engines give more benefits, the human discomfort caused by pollutant emission of these engines has to be considered (Rahimpour *et al.*, 2012). The major pollutant emissions of the diesel engines are NO_x, particulate matters, smoke

and soot particles. Although all other emissions, NO_x is one of the most important emission from diesel engines. It plays an important role in the atmospheric ozone destruction and global warming. It is also most precursors to the photochemical smog (Ziang *et al.*, 2011). Component of smog irritate eyes and throat, stir up asthmatic attacks, decrease visibility and damages plants and materials as well. By dissolving with water vapor NO_x from acid rain which has direct and indirect effects both on human and plants (Fujishim *et al.*, 2013).

Because of these disadvantages diesel engines are facing increasingly stringent emission regulations which led to the search for alternative technologies. The technologies that allow for the highest NO_x reduction are EGR, NO_x absorbers, lean NO_x catalyst system and SCR. Lean NO_x catalyst system are not suitable for mobile vehicles due to their narrow temperature window and poor thermal conductivity. NO_x absorbers high operating temperature window, but highly sensitive to sulphur poisoning. EGR is currently being used in production vehicles and has been shown to be reliable and effective but it is only able to reduce NO_x emission by 50%. SCR allows for greater than 90% reduction of NO_x emission when compared to these technologies (King, 2007).

Selective Catalytic Reduction (SCR) is an advanced active emissions control technology converts nitrogen oxides referred to as NO_x with the aid of a catalyst into diatomic nitrogen (N_2), and water (H_2O). To take place the conversion reactions, a reducing agent is need, which is usually a solution of urea (32.5%) and high purity water (distilled water) known as AdBlue, but other solutions such as anhydrous ammonia, aqueous ammonia which are sprayed into the smoke flow or exhaust gas and are absorbed into the catalyst are known (Balogh *et al.*, 2011). SCR

technology was first applied in thermal power plants in Japan in the late 1970s, followed by widespread application in Europe since the mid-1980s. In the USA, SCR systems were introduced for gas turbines in the 1990s, with a growing number of installations for NO_x control from coal-fired power plants. Since mid-2000s, urea-SCR technology has been also adopted for mobile diesel engines (www.dieselnet.com).

SCR technology

Since mid-2000s, urea-SCR technology has been also adopted for mobile diesel engines. The mobile engine application required overcoming several problems related to the urea dosing technology, catalysts optimization, as well as urea infrastructure. Some regulatory authorities notably the US EPA were initially skeptical about the SCR compliance path with emission standards, both in terms of ensuring that the reductant (urea) is available together with diesel fuel throughout the nationwide distribution network, and that it is always timely replenished by vehicle operators. Ultimately, SCR proved to be a more robust emission technology than the main alternative option, NO_x adsorbers, and has been widely used in all types of mobile diesel engines.

Urea-SCR has been selected by a number of manufacturers as the technology of choice for meeting the Euro V (2008) and the JP 2005 NO_x limits both equal to 2 g/kWh for heavy-duty truck and bus engines. First commercial diesel truck applications were launched in November 2004 by Nissan Diesel in Japan and in early 2005 by Daimler (Daimler Chrysler at the time) in Europe. In the United States, SCR systems were introduced by most engine manufacturers in 2010, to meet the US EPA NO_x limit of 0.2 g/bhp-hr for heavy-duty engines. In light-duty vehicles, SCR was introduced in some US EPA Tier 2 vehicles,

while others used NO_x adsorbers. By about 2012-2015, most of the Tier 2 vehicles with NO_x adsorbers have been converted to urea-SCR. In Europe, SCR was introduced on certain Euro 5 models, with a much wider application of the technology in Euro 6 vehicles. SCR was introduced in nonroad diesel engines to meet the US Tier 4i/EU Stage IIIB emission standards (King, 2009).

SCR operation principle

The NO_x reduction reaction takes place as the exhaust gases pass through the catalyst chamber converter and thus converts the nitrogen oxides contained in the exhaust gas into water vapour and nitrogen. Before entering the catalyst chamber the ammonia or other reductant (such as urea), is injected and mixed with the gases.

SCR-reductant

SCR technology permits the NO_x reduction reaction to take place in an oxidising atmosphere. It is called selective because the catalytic reduction of NO_x with ammonia(NH₃), urea, monomethylamine, dimethylamine, trimethylamine, cyanuric acid, carbamates, ammonium carbonate, ammonium bicarbonate, etc.. as a reductant occurs preferentially to oxidation of NH₃ with oxygen with oxides of nitrogen (Jiang, 2010).

SCR is a process for reducing the concentration of NO_x from the combustion exhaust, which involves the injection of aqueous solution of urea in the tail pipe of a four stroke, constant speed DI diesel engine. Ammonia has been ruled out as a reducing agent, due toxicity and handling issues. So urea has been selected for reductant of choice for most applications, stored on board in an aqueous solution. To overcome the difficulties associated with pure ammonia, urea is selected. Urea can be hydrolysed and

decomposed to generate ammonia. An injected aqueous solution of urea solution is decomposed into ammonia and water vapour, and then decomposed ammonia reacts with oxides of nitrogen and reduced into eco-friendly nitrogen and water vapour (Praveen and Natarajan, 2014).

Several reductants are currently used in SCR applications including Anhydrous ammonia, Aqueous ammonia, Urea (AdBlue). Anhydrous ammonia extremely toxic and difficult to safely store, but needs no further conversion to operate within an SCR. Typically favoured by large industrial SCR operators. Aqueous ammonia must be vapourized in order to be used, but it is substantially safer to store and transport than anhydrous ammonia. Urea (AdBlue) is safest to store, but requires conversion to ammonia through thermal decomposition in order to be used as an effective reductant (King, 2007).

SCR system

SCR system consists of Diesel Exhaust Fluid (DEF) tank and pump, SCR Catalytic Converter, Control device.

Diesel Exhaust Fluid (DEF) tank and pump: Under the direction of the vehicle's onboard computer, DEF is delivered in precisely metered spray patterns into the exhaust stream just ahead of the SCR converter. SCR Catalytic Converter: This is where the conversion happens. Exhaust gases and an atomized mist of DEF enter the converter simultaneously. Together with the catalyst inside the converter, the mixture undergoes a chemical reaction that produces nitrogen gas and water vapour.

Control device: Exhaust gases are monitored via a sensor as they leave the SCR catalyst. Feedback is supplied to the main computer to alter the DEF flow if NO_x levels fluctuate beyond acceptable parameters (King, 2007).

Steps involved in SCR NO_x reduction process

The SCR NO_x reduction process can be summarized as three major steps. In the first step, urea solution (AdBlue), as the source of the reductant (NH₃), is injected at the upstream of the catalyst and then is converted to NH₃.

In the second step, the NH₃ inside the catalyst is adsorbed on the catalyst substrate. The adsorbed NH₃ can then catalytically react

1. AdBlue evaporation:



2. Urea decomposition:



3. Isocyanic acid (HNCO) hydrolyzation:



For the AdBlue evaporation process, it has been reported that the reaction is mainly affected by the spatial droplet size and temperature (Kim and Ha, 2014), such that the reaction rate of this process can vary between different AdBlue injector designs and engine operating conditions. With evaporated AdBlue (urea), equal mole ammonia and isocyanic acid can be generated through the decomposition process. Recent studies have pointed out that this process strongly depends on temperature. The reaction generally starts from 200° C and reaches a maximum reaction rate around 350° C (Hsieh and Wang, 2010). When the exhaust gas temperature is less than 200° C, the urea decomposition reaction can generate byproducts such as cyanuric acid, biuret, melamine, ammeline and ammelide as deposits on pipe wall (Schaber *et al.*, 2004), which are hard to be removed and are highly undesired. To avoid this problem, urea injection generally starts when exhaust temperature is higher than 200° C and double-

with NO_x and convert them to nitrogen molecules and water, which is the third step.

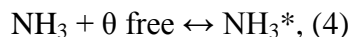
AdBlue to NH₃

For SCR systems in vehicle applications, 32.5% aqueous urea solution (AdBlue) has been specified as the source of ammonia. AdBlue is converted to ammonia mainly by three steps: evaporation, decomposition, and hydrolyzation (Piazzesi *et al.*, 2006) as shown in Eq. (1), Eq. (2), and Eq. (3).

wall design to avoid heat conduction from exhaust gas to outside environment is often used by the exhaust pipe between AdBlue injector and SCR catalyst. Hydrolyzation is another process which can convert the isocyanic acid (HNCO) generated from urea decomposition to equal mole ammonia and CO₂. This reaction, on the other hand, is very inactive under temperature of 400° C. However, with the presence of catalyst such as zeolite based SCR catalyst, this reaction becomes very fast and studies have reported that the reaction rate is 2 orders of magnitude faster than the SCR De-NO_x reaction rate. In other words, complete conversion of HNCO to NH₃ is possible at the upstream part of the SCR catalyst.

NH₃ adsorption/desorption

The ammonia adsorption process is a two-way reaction which can be explained by the following equation.

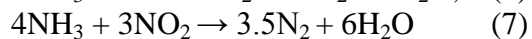
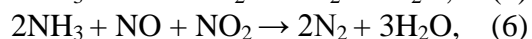



Where θ free represents the free substrate site of the SCR catalyst and NH_3^* represents the ammonia which has been adsorbed on the SCR substrate. An important variable which strongly relates to ammonia adsorption/desorption reactions is the SCR catalyst storage ammonia capacity, which has been reported to be temperature related.

The ammonia adsorption and desorption rates are related to the amount of free catalyst sites θ_{free} , which can be directly affected by the ammonia storage capacity. If the ammonia storage capacity is not correctly considered in SCR control or SCR modeling, unexpected ammonia slip can be observed (King, 2007).

NO_x conversion

The major SCR NO_x reductions processes are listed below.



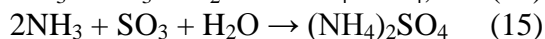
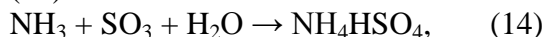
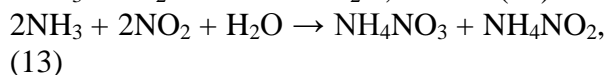
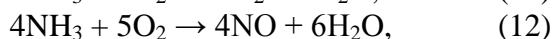
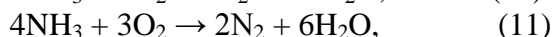
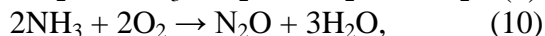
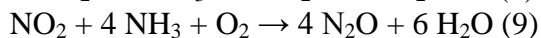
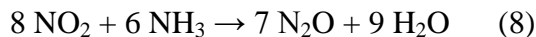
The first reaction in Eq. (5) is generally known as “standard” SCR. In typical exhaust gases, NO_x is composed mainly of NO (>90%), which reacts with ammonia according to the standard SCR reaction. Under the usual operating conditions of diesel exhaust, the standard SCR reaction has a high potential of NO_x reduction at temperatures above 300°C. A major challenge in developing the urea-based SCR process for automotive applications is the enhancement of the SCR activity at lower temperatures. In addition to measures aiming at increasing the volumetric activity of the SCR catalyst itself, use of the “fast SCR” reaction in Eq. (6) is another possibility for enhancing SCR efficiency, especially at low temperatures (Madia *et al.*, 2002). In fact, below 300°C, the

fast SCR reaction utilizing an equimolar mixture of NO and NO₂ proceeds much more rapidly than the standard SCR reaction with pure NO (Koebel *et al.*, 2001). However, reaction (7) is much slower than the fast SCR reaction in Eq. (6) and still slower than the standard SCR reaction in Eq. (5) (Madia *et al.*, 2002).

Undesired reactions

Undesired reactions of Eq. (8) and (9) only occur if NO₂ levels are high in exhaust stream above 50%. Undesired Reaction of Eq. (10) will occur at temperature about 450°C; in this reaction ammonia reacts with oxygen to form N₂O. Oxygen is abundant in diesel exhaust, undesirable reactions with oxygen can occur. Reactions of Eq. (11) and (12) are undesirable reactions with oxygen that results in water, nitrogen and NO. Reaction of Eq. (13) results in the formation of ammonium nitrate.

Ammonium nitrate only forms at temperature below 200°C. Ammonium nitrate will deposit on active material of the catalyst leading to temporary deactivation (Koebel *et al.*, 2002). At temperature below 200°C reactions of Eq. (14) and (15) can occur which creates ammonium sulphates. These sulphates will deposit on the catalyst causing deactivation (Lepperhoff and Schommers, 1988). Regenerating the catalyst at temperature above 500°C removes the sulfur deposits and restores the catalyst activity (King, 2007).



SCR catalyst

Without catalyst, acceptable reduction of NO_x using ammonia occurs at temperatures in the range of 800-900° C. Above 900° C, ammonia oxidises into NO_x . Using catalyst, the reaction of ammonia and NO_x can occur at temperature between 150-550° C. The two types of structures used for SCR catalysts are supported catalyst and unsupported catalyst. A catalyst with a supported structure has three layers, the substrate, porous oxide support and catalytic material. The substrate of the catalyst is usually monolith honey comb structure made of ceramic or metal. The porous oxide support layer is made of materials that have high surface area. The increased surface area allows catalyst to be more active. Materials used for porous oxide support are zeolite or titania. Third layer is catalytic material. It consists of transition metals such as copper, iron, platinum or other metals. In unsupported catalyst structure, the catalytic material and supporting material are mixed together. The mixture is then extruded into honeycomb shaped catalyst. Example; an unsupported vanadia catalyst is extruded from a mix of TiO_2 , WO_3 and V_2O_5 , silicon-aluminates and glass fibers (www.dieselnet.com).

Ammonia slip

Ammonia emissions that are emitted from an SCR system are referred to as Ammonia slip. An imperfect control strategy that over injects urea or deactivation of the SCR catalyst can result in ammonia slip. Ammonia emissions are a poisonous gas which is harmful to plants and animals. Ammonia emitted into ambient air can combine with sulfuric acid and nitric acid to form ammonium sulfate and ammonium nitrate salts. SCR system normally designed to allow for maximum ammonia slip levels of 5-10 ppm. To prevent ammonia slip, an oxidation catalyst can be

placed in downstream of the SCR catalyst. The catalyst is typically made up of platinum and aluminum oxide (King, 2007).

In conclusion, the SCR technology is the dominating NO_x reduction technology to meet the current and future NO_x emission regulations. SCR allows for greater reduction of NO_x emission when compared to other technologies. SCR system converts nitrogen oxides from exhaust gas of diesel engine into eco-friendly nitrogen and water vapour. AdBlue is used as reductant in SCR system for NO_x reduction. Using catalyst, the reaction of ammonia and NO_x can occur at temperature between 150-550° C. The fast SCR reaction utilizes an equimolar mixture of NO and NO_2 proceeds much more rapidly than the standard SCR reaction with NO. Ammonia emissions that are emitted from SCR system due to deactivation of catalyst is prevented by placing an oxidation catalyst in downstream of the SCR catalyst.

References

- Balogh, R. M., Ionel, I., Stepan, D., Rabl, H. P. and Andreas, P., 2011, NO_x reduction using selective catalytic reduction (SCR) system - a variation. *Termotehnica*, 38-42.
- Giuseppe Madia, Manfred Koebel, Martin Elsener, and Alexander Wokaun, 2002, The Effect of an Oxidation Precatalyst on the NO_x Reduction by Ammonia SCR. *Ind. Eng. Chem. Res.*, 41: 3512-3517.
- Hidekatsu Fujishima, Kenichi Takekoshi, Tomoyuki Kuroki, Keichi Otsuka, Masaaki Okubo and Atsushi Tanaka, 2013, Towards ideal NO_x control technology for Bio-Oils and a gas multi-fuel boiler system using a plasma-chemical hybrid process. *Appl. Energ.*, 111: 394-400.
- Hsieh, M. and Wang, J., 2010, Observer-

- based estimation of Diesel engine aftertreatment system NO and NO₂ concentrations. *Proceedings of the ASME Dynamic Systems and Control Conference*.
- Kim, J. Y., Ryu, S. H. and Ha, J. S., 2004, Numerical prediction on the characteristics of spray-induced mixing and thermal decomposition of urea solution in SCR system. *Proceeding of ASME Internal Combustion Engine Division*.
- King, R. T., 2007, Design of a Selective Catalytic Reduction System to Reduce Nitrogen Oxide Emissions of the 2003 West Virginia University Future Truck.
- Koebel, M., Elsener, M. and Madia, G., 2001, Reaction Pathways in the Selective Catalytic Reduction Process with NO and NO₂ at Low Temperatures. *Ind. Chem. Eng. Res.*, 40: 52.
- Koebel, M., Madia, G. and Elsener, M., 2002, Selective catalytic reduction of NO and NO₂ at low temperatures. *Catal. Today*, 73 (3/4): 239-247.
- Lei Jiang, 2010, Unregulated emissions from a diesel engine equipped with vanadium-based urea-Selective Catalytic Reduction System catalyst. *J. Environ. Sci.*, 22(4): 575–581.
- Lepperhoff, G. and Schommers, J., 1988. Verhalten von SCR-Katalysatoren im dieselmotorischen Abgas, *MTZ Motortechnische Zeitschrift*, 49: 1.
- Mary Kay Camarillo, William T. Stringfellow, Kyle A. Watson and Jereny S. Hanlon, 2013 Investigation of selective catalytic reduction for control of nitrogen oxides in full-scale dairy energy production. *Appl. Energ.*, 106: 328-336.
- Piazzesi, G., Devadas, M., Krocher, O., Elsener, M. and Wokaun, A., 2006, Isocyanic acid hydrolysis over Fe-ZAM5 in urea SCR, *Catal Communications*, 7: 600-602.
- Praveen, R. and Natarajan, S., 2014, Experimental study of selective catalytic reduction system on CI Engine fuelled with diesel-ethanol blend for NO_x reduction with injection of urea solutions. *Int. J. Eng. and Tech.*, 6 (2): 895-904.
- Rahimpour, M. R., Dehnair M. R., Allahgholipour, F., Iranshahi, D. and Jokar, S. M., 2012, Assessment and comparison of different catalytic coupling exothermic and endothermic reactions – A review. *Appl. Energ.*, 99: 496-512.
- Schaber, P., Colson, J., Higgins, S., Thielen, D., Anspach, B. and Brauer, J., 2004 Thermal decomposition (pyrolysis) of urea in an open reaction vessel. *Thermochimica Acta*, 424: 131-142.
- Sounak Roy, Hedge, M. S. and Giridhar Madras, 2009, Catalysis for NO_x abatement – Review. *Appl. Energ.*, 86: 2283-2297.
- www.dieselnet.com
- Zengying ziang, Xiaoqian Ma, Hai Lin and Yuting Tang, 2011, The Energy Consumption and Environmental impacts of SCR technology in china. *Appl. Energ.*, 88: 1120-1129.

How to cite this article:

Latha, H.S., K.V. Prakash, M. Veerangouda, Devanand Maski and Ramappa, K.T. 2019. A Review on SCR System for NO_x Reduction in Diesel Engine. *Int.J.Curr.Microbiol.App.Sci*. 8(04): 1553-1559. doi: <https://doi.org/10.20546/ijcmas.2019.804.180>