

Original Research Article

<https://doi.org/10.20546/ijcmas.2018.704.210>

Drying of *Agaricus bisporus* Mushroom in Solar-Biogas Hybrid Dryer

Pradip Narale^{1*}, Surendra Kothari² and Nafisa Ali²

¹ICAR-AICRP on EAAI, Central Institute of Agricultural Engineering, Nabi Bagh, Berasia Road, Bhopal-462038 (MP), India

²Department of Renewable Energy Engineering, College of Technology and Engineering, Maharana Pratap University of Agricultural and Technology, Udaipur-313001 (Rajasthan), India

*Corresponding author

ABSTRACT

Keywords

Drying, Button mushroom, Hybrid dryer, Solar, Biogas etc.

Article Info

Accepted:
16 March 2018
Available Online:
10 April 2018

The button mushroom was dried from moisture content of 91% (wb) to 8.257% (wb) in 11 hours with average solar radiations availability of 560 W/m² and biogas consumption of 700 L. Average 50.87 °C, 50.09 °C, 49.22 °C, and 48.26 °C temperature was maintained throughout drying period in tray 1, tray 2, tray 3, and tray 4 respectively. Tray 1 was bottom tray of the dryer, tray 2 was 2nd tray from the bottom; tray 3 was 3rd tray from bottom whereas tray 4 was top tray of dryer. Drying rate during process varies from 0.368 to 0.000139 g of water evaporated/g of dry matter for tray 1, 0.368 to 0.000213 g of water evaporated/g of dry matter for tray 2 whereas for tray 3 it was 0.367 to 0.000231 g of water/g of dm and for tray 4 it was 0.366 to 0.000231 g of water/g of dm. The variation in ln (MR) with drying time for each tray was found to be linear with inverse slope. At all levels straight lines were fitted satisfactory with coefficient of determination R² > 0.98 was observed for drying of button mushroom.

Introduction

The button mushroom (*Agaricus bisporus*) is the most widely cultivated and consumed mushroom throughout the world and it contributes about 40% of the total world production of mushroom. The white button mushroom still contributing about 90% of total country's production as against its global share of about 40% (Rai and Arumuganthan, 2003). As a high-class food, button mushrooms not only provide delicious taste but also possess abundant nutritive value

(Cremades *et al.*, 2012). However, the cultivated button mushroom is a highly perishable vegetable, having a very short shelf-life especially in summer (Oliveira *et al.*, 2012; Sommer *et al.*, 2010). Since these mushrooms have very short shelf life, these cannot be stored or transported for more than 24 hours at the ambient conditions prevailing in most parts of year and the country.

Mushroom is a rich source of good quality proteins having most of the essential amino acids, vitamins and minerals and is popular for

its delicacy and exotic flavour (Rai *et al.*, 2003). Indian diet, essentially vegetarian, supplemented with highly digestible superior quality mushroom protein will help eradicate malnutrition in our country. Realizing the importance of mushrooms to fight malnutrition, poverty and to manage agro-waste, FAO has recommended mushrooms for developing countries to bridge the protein gap (Nehru and Kumar, 1995).

Having a high protein value, mushrooms are foodstuffs that are used as garniture in vegetable and meat dishes and in soup making. Ground mushrooms as flour are used in the medical industry.

In order to keep mushrooms safe and unspoiled for a long time, it is vital to remove the bacteria causing fermentation or decomposition from their environment and from their structure. So, this bacterium should be killed and their contact with mushrooms cut. Drying is the oldest preservation technique of agricultural products. Drying is a widely employed preservation method to prevent the different types of spoilage including enzymatic or non-enzymatic browning and microbial growth by reducing the moisture content to a level for safe storage.

Materials and Methods

Mushroom of *Agaricus bisporus* (button mushroom) having about 87-91% moisture content (wb), were procured on daily basis from All India Co-ordinated Research Project (AICRP) on Mushroom, Rajasthan College of Agriculture, Maharana Pratap University of Agriculture and Technology, Udaipur, Rajasthan. Freshly harvested, firm, dazzling white, mature mushrooms of uniform size were manually sorted and selected as the raw material for experiment. The white button mushroom (*Agaricus bisporus*) of uniform size was thoroughly washed under tap water to

remove adhering impurities. They were then dried on a blotting paper, and then samples of button mushroom were cut into 5 ± 0.5 mm thick slices with the help of sharp stainless steel knife. Button mushroom samples were pretreated with mixture of 0.5% citric acid and 0.5% ascorbic acid before drying (Nour *et al.*, 2011).

Moisture content of fresh as well as dried mushroom slices was determined by method suggested by Ranganna (2000).

$$MC (\% db) = \frac{M - M_d}{M_d} \times 100$$

Where,

M = mass of original sample, g

M_d = mass of sample after drying, g

Availability of solar radiations (W/m²) were measured continuously during the process of drying of button mushroom. Biogas consumption in litre was also measured using analog type of biogas flow meter.

Moisture content of mushroom slices (db) during drying experiment was determined by the following equation;

$$\text{Percent moisture content (db)} = \frac{M_{\theta} - M_d}{M_d} \times 100$$

Where,

M_θ = Mass of the sample at time θ, g

M_d = Mass of the dry sample, g

The moisture content data recorded during experiments were analyzed to determine the moisture lost by sample of mushroom slices in particular time interval. The drying rate of sample was calculated by following mass balance equation.

$$R = \frac{\text{Initial mass of sample} - \text{Mass of sample after time } \theta \text{ (kg)}}{\text{Time interval (min)} \times \text{dm (kg)}}$$

Where, R=Drying rate at time θ

The dry matter (per cent) and mass of dry matter in sample were calculated using following equation:

$$\text{Dry matter (dm) (\%)} = 100.0 - \text{Initial Moisture Content (wb)}$$

$$\text{Weight of dm} = \text{Initial mass of sample} \times \frac{\text{dm (\%)}}{100}$$

Results and Discussion

Full load performance of system was evaluated by loading dryer after pretreatment and slicing with 4 kg of button mushroom. It has been observed that moisture content of button mushroom was reduced with time. The button mushroom was dried from moisture content of 91% (wb) to 8.26 % (wb) in 11 hours with average solar radiations availability of 560 W/m² and biogas consumption of 700 L. Average 50.87 °C, 50.09 °C, 49.22 °C, and 48.26 °C temperature was maintained throughout drying period in tray 1, tray 2, tray 3, and tray 4 respectively. Tray 1 was bottom tray of the dryer, tray2 was 2nd tray from the bottom; tray 3 was 3rd tray from bottom whereas tray 4 was top tray of dryer. Average 43.13 °C temperature was observed at the outlet of chimney throughout drying time. Figure 2 shows variation of temperature (°C) and solar radiations (W/m²) with respect to time (h) during drying of button mushroom. From Figure 2 it was clear that availability of solar radiation was low in morning and evening and was peak in afternoon. From Figure 3 it was observed that 165 L of biogas was consumed in morning when availability of solar radiations (W/m²) was insufficient to maintain average 50 °C inside dryer. It was observed that after 4pm availability of solar

radiations (W/m²) was lower which was insufficient to maintain average 50°C temperature therefore 535 L of biogas was consumed during this drying period to maintain required temperature inside dryer. Figure 4 shows variation of temperature (°C) and biogas consumption (L) with respect to time (h) during drying of button mushroom. From Figure 4 it was cleared that initially temperature inside dryer was low therefore biogas was consumed along with solar radiations to boost temperature up to 50 °C from initial low temperature. After 10am, average 50°C temperature was maintained inside dryer throughout drying period. Dried button mushroom with moisture content of 8.26% (wb) was shown in Figure 5.

Figure 6 reveals the moisture removal rate from button mushroom. The drying behavior follows the typical drying curves for the button mushroom. Button mushroom was dried from moisture content of 91% (wb) to 8.26 % (wb) within 11 hours. Initially moisture content was decreased drastically with high drying rate up to initial 4 hours of drying period later on drying was took place slowly with nearly constant drying rate. From Figure 6 it was also cleared that moisture content of button mushroom in the tray1 (bottom tray of dryer) was decreased with faster drying rate as compare to tray2 (2nd tray from bottom). Likewise moisture content of the product in tray 2 was decreasing in faster rate than product in tray 3. Product in tray 4 was drying at slower rate as compare to product in other tray1, tray 2, and tray 3.

From Figure 7 it was found that drying rate during process varies from 0.368 to 0.000139 g of water evaporated/g of dry matter for tray1, 0.368 to 0.000213 g of water evaporated/g of dry matter for tray 2 whereas for tray 3 it was 0.367 to 0.000231 g of water/g of dm and for tray 4 it was 0.366 to 0.000231 g of water/g of dm.

Fig.1 Button mushroom used in investigation (*Agaricus bisporus*)



Fig.2 Variation of temperature ($^{\circ}\text{C}$) and solar radiations (W/m^2) with respect to time (h) during drying of button mushroom

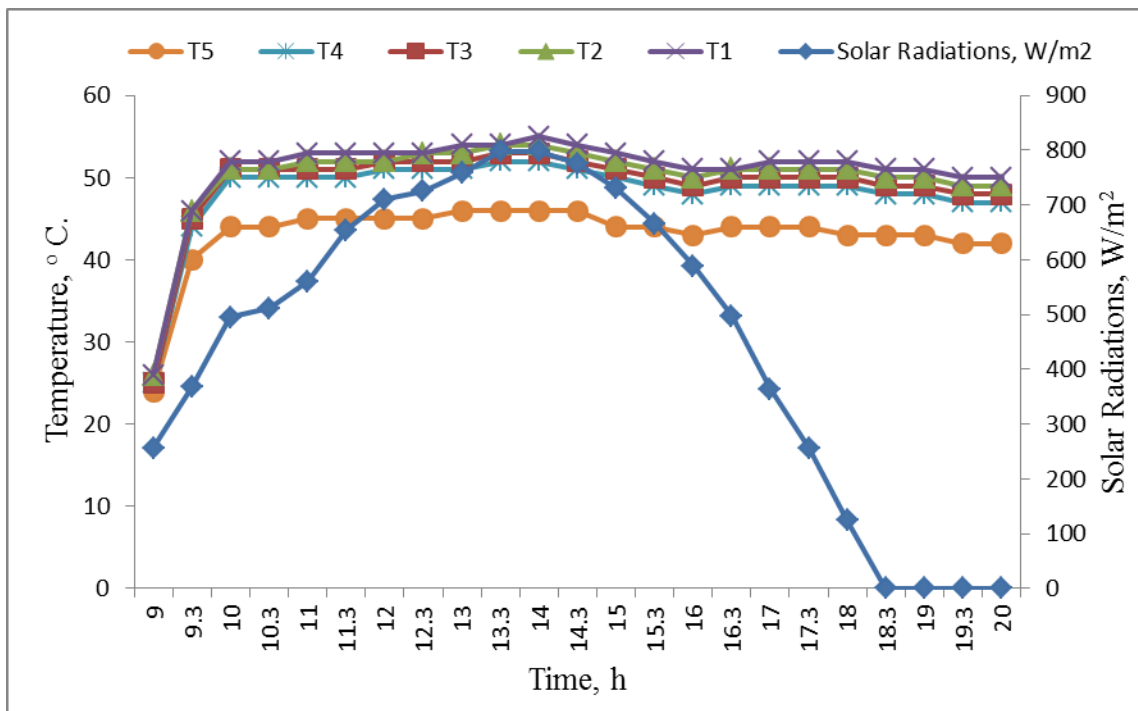


Fig.3 Biogas consumption (L) and availability of solar radiations (W/m^2) with respect to time (h)

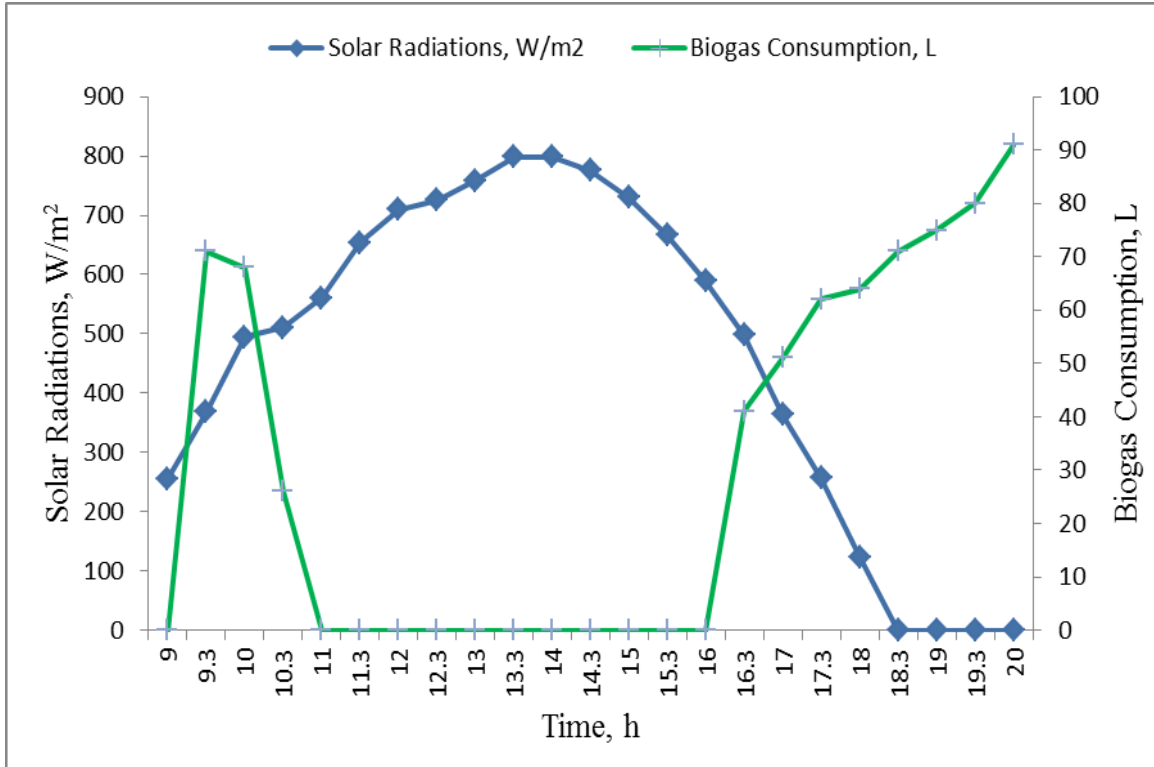


Fig.4 Variation of temperature ($^{\circ}C$) and biogas consumption (L) with respect to time (h) during drying of button mushroom

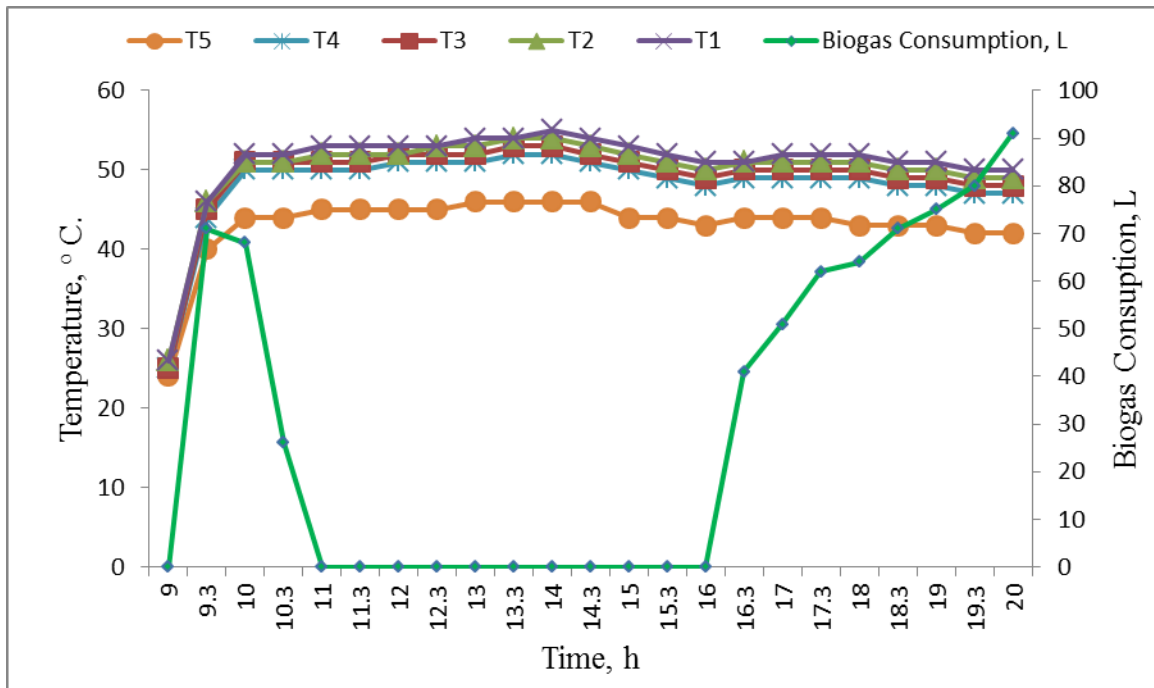


Fig.5 Dried button mushroom (*Agaricus bisporus*)



Fig.6 Variation of moisture content of button mushroom with drying time

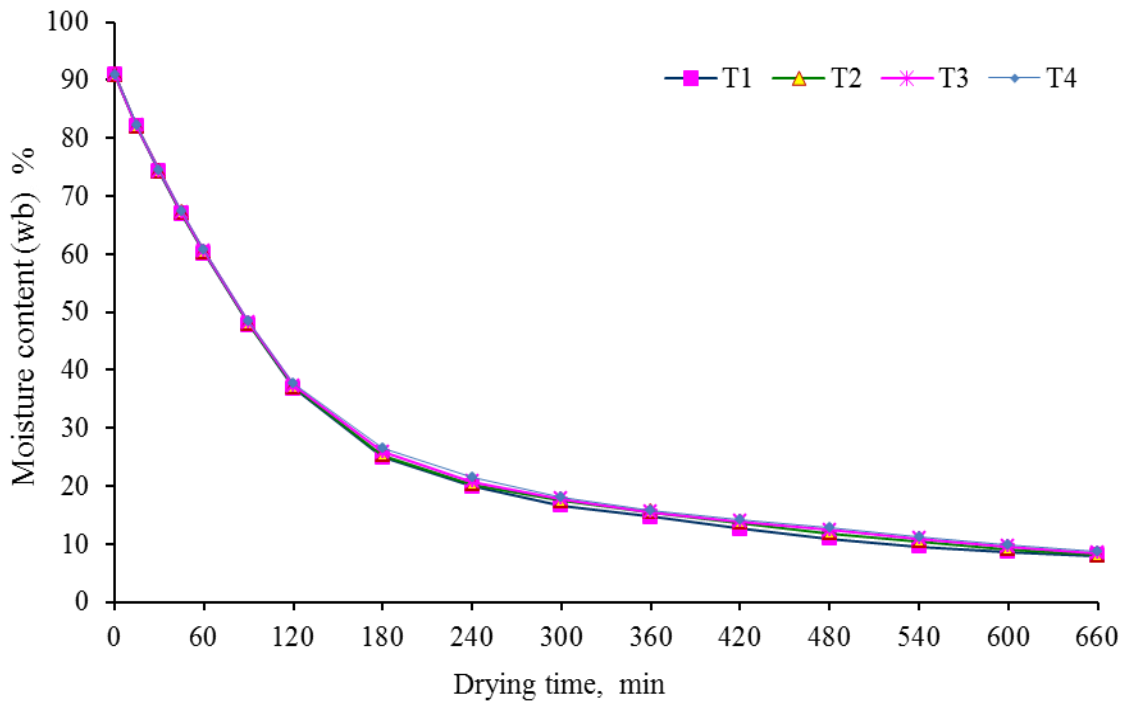


Fig.7 Drying rate of button mushroom with drying time

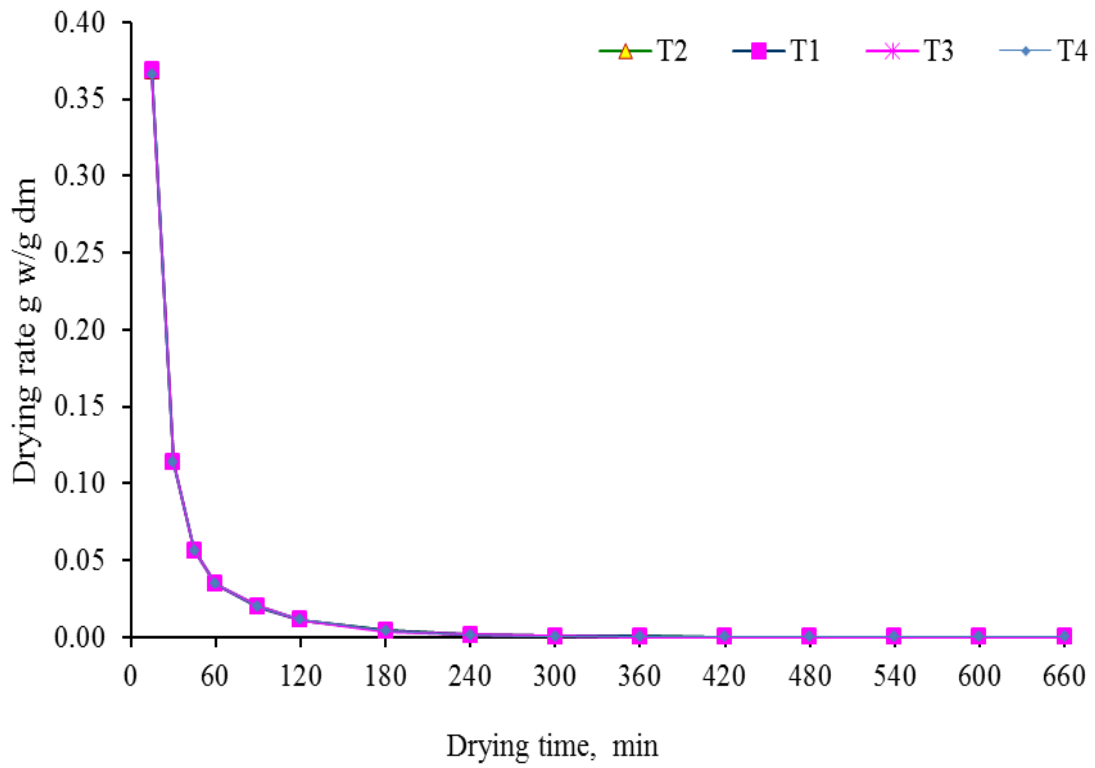


Fig.8 Drying rate of button mushroom with moisture content (wb%)

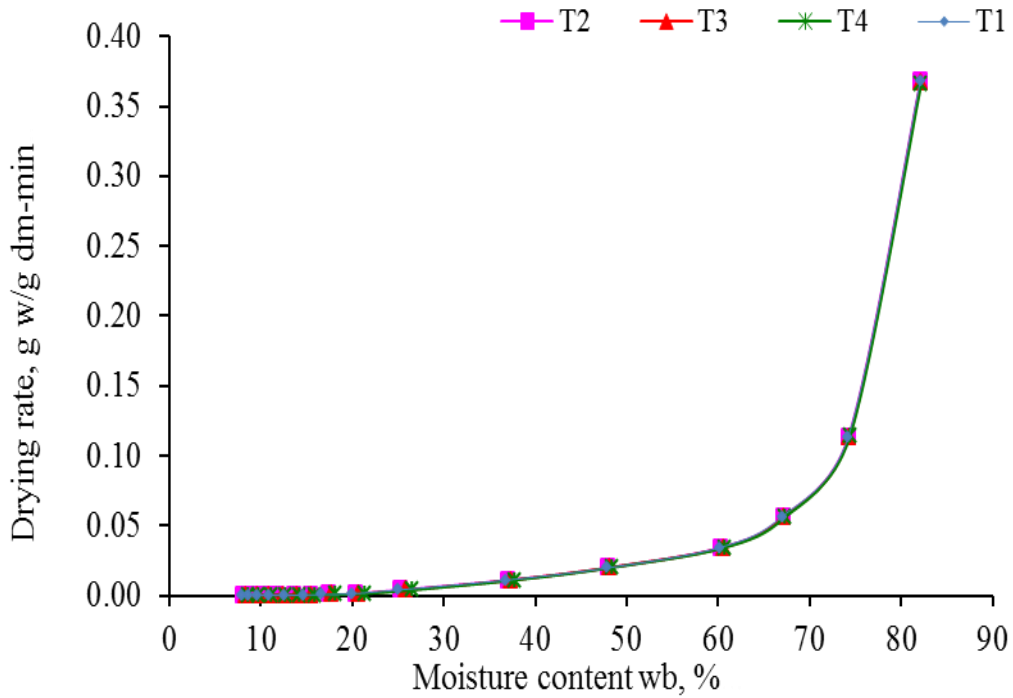
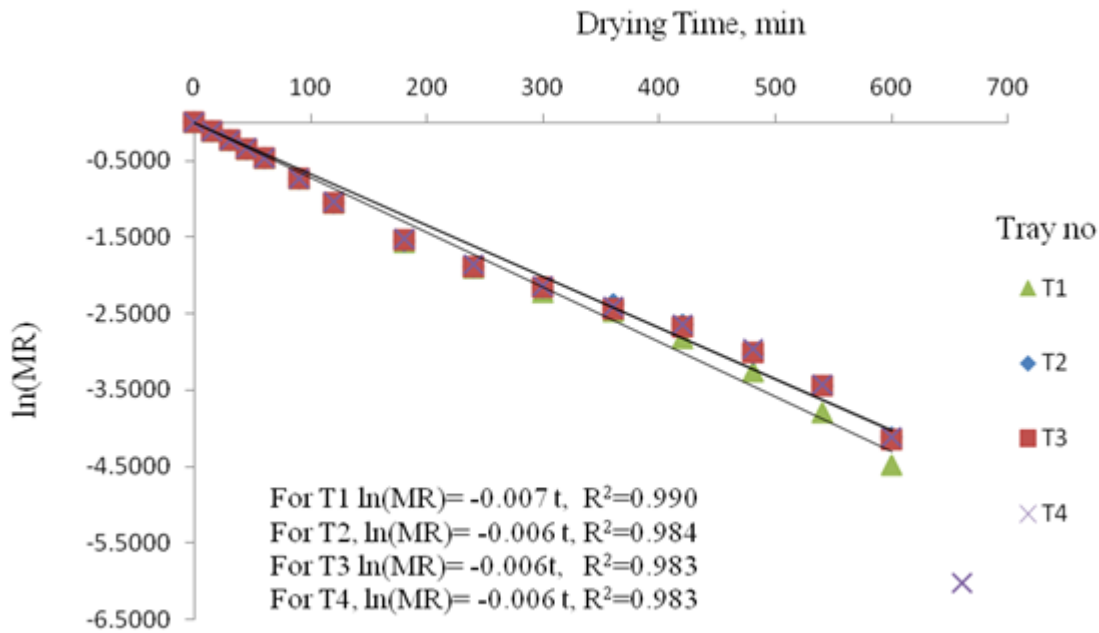


Fig.9 Variation in ln (MR) with drying time (t) at different tray during drying of button mushroom



It was observed from Figure 7 that during initial three hours of operation graph remains steeper that means during initial three hours moisture removal rate was higher. After initial three hours of drying the drying rate curve was near to perfect horizontal line, it reveals that drying rate decreases rapidly and remains nearly constant for remaining drying hours.

Figure 8 shows variation of drying rate with respect to moisture content in percentage (wb). It was cleared from the vertical line in Figure 8 that initially moisture content was decreasing with higher drying rate as drying proceeds. Initially drying rate was high and it was decreases rapidly with reduction of moisture content. Moisture content in tray 1 was reduced from 91 % (wb) to 7.93% (wb) whereas drying rate was reduced from 0.368 to 0.000139 g of water evaporated/g of dry matter. Moisture content in tray 2 was reduced from 91 % (wb) to 8.07% (wb) whereas drying rate was reduced from 0.368

to 0.000213 g of water evaporated/g of dry matter. Moisture content in tray 3 was reduced from 91 % (wb) to 8.40% (wb) whereas drying rate was reduced from 0.367 to 0.000231g of water evaporated/g of dry matter. Moisture content in tray 4 was reduced from 91 % (wb) to 8.63% (wb) whereas drying rate was reduced from 0.366 to 0.000231 g of water evaporated/g of dry matter.

Drying data of button mushroom drying was also analyzed based on logarithmic equation of moisture ratio as shown below.

$MR = \exp(-kt)$, where k is drying constant and t is time.

$$\ln(MR) = -kt$$

The data was plotted on log graph with log (MR) on Y-axis and time t on X-axis as shown in Figure 9. Linear line was fitted and

the value of k was found. The variation in ln (MR) with drying time for each tray was found to be linear with inverse slope as it has been presented in Figure 9. At all levels straight lines were fitted satisfactory with coefficient of determination $R^2 > 0.98$ was observed for drying of button oyster mushroom.

Acknowledgement

Authors are highly thankful to Department of Renewable Energy Engineering, College of Technology and Engineering, Maharana Pratap University of Agriculture and Technology, Udaipur (Rajasthan), India for providing necessary facilities and financial support to carry out this research work.

References

- Cremades, O., Diaz-Herrero, M. M., Carbonero-Aguilar, P., Gutierrez- Gil, J. F., Fontiveros, E., Rodríguez-Morgado, B. 2012. Preparation and characterisation of selenium-enriched mushroom aqueous enzymatic extracts (MAEE) obtained from the white button mushroom (*Agaricus bisporus*). *Food Chemistry* 133: 1538–1543.
- Nehru, C. and Kumar, V.J.F. 1995. Solar drying characteristics of Oyster mushroom. *Mushroom Research* 4: 27-30
- Nour, V., Trandafir, I. and Ionica, M.E. 2011. Effects of pre-treatments and drying temperatures on the quality of dried button mushrooms. *South Western Journal of Horticulture, Biology and Environment* 2:15-24.
- Oliveira, F., Sousa-Gallagher, M. J., Mahajan, P. V., & Teixeira, J. A. 2012. Development of shelf-life kinetic model for modified atmosphere packaging of fresh sliced mushrooms. *Journal of Food Engineering* 111: 466–473.
- Rai, R.D. and Arumuganathan, T. 2003. Post-harvest handling of the fresh mushrooms. In: *Compendium for Summer school on “Emerging areas of mushroom research and production”*, pp: 301-311, 26th August to 15th September, 2003, NRCM, Solan (H.P).
- Rai, R.D., Chandrasekar, V. and Arumuganathan, T. 2003. Post-harvest technology of mushrooms. In: *Current vistas in mushrooms biology and production*-Proceedings of the IIIrd Indian mushroom conference pp. 225-236.
- Ranganna, S. 2000. Handbook of analysis and quality control for fruits and vegetable products. *Tata McGraw Hill Publishing Co. Ltd., New Delhi*.
- Sommer, I., Schwartz, H., Solar, S., and Sontag, G. 2010. Effect of gamma-irradiation on flavour 5'-nucleotides, tyrosine, and phenylalanine in mushrooms (*Agaricus bisporus*). *Food Chemistry* 123:171–174.

How to cite this article:

Pradip Narale, Surendra Kothari and Nafisa Ali. 2018. Drying of *Agaricus bisporus* Mushroom in Solar-Biogas Hybrid Dryer. *Int.J.Curr.Microbiol.App.Sci*. 7(04): 1844-1852.
doi: <https://doi.org/10.20546/ijcmas.2018.704.210>